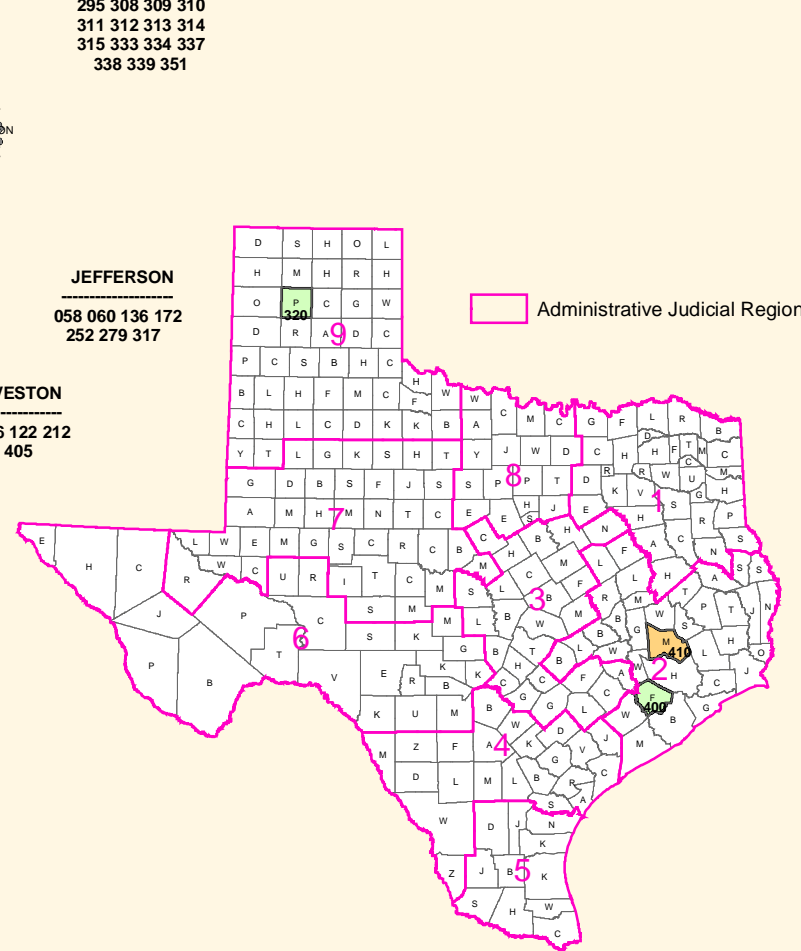
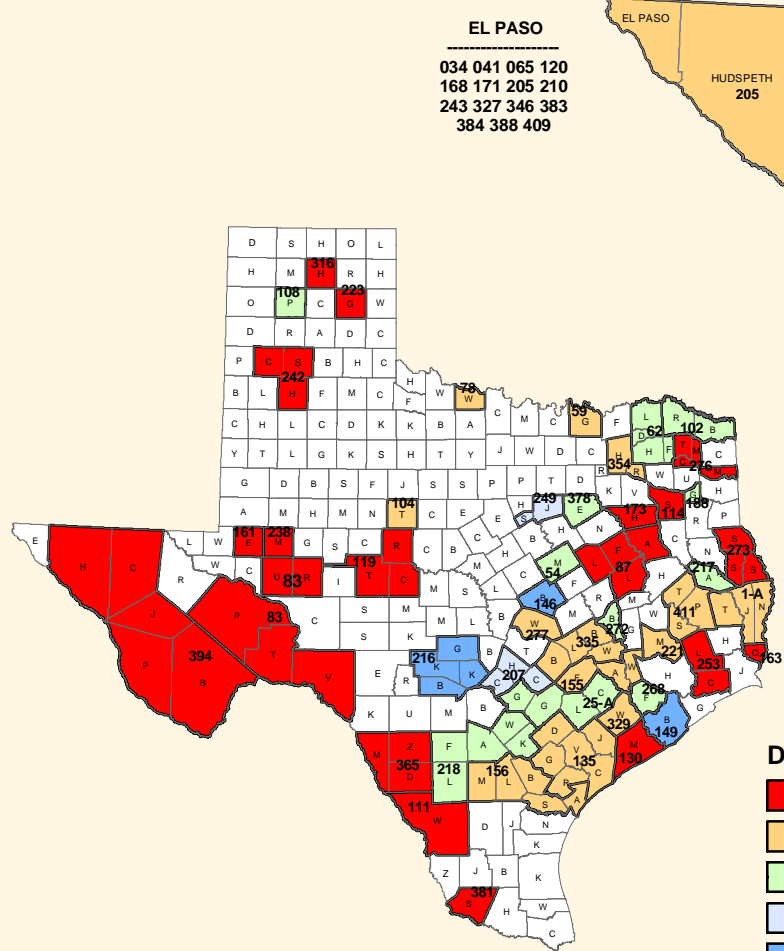
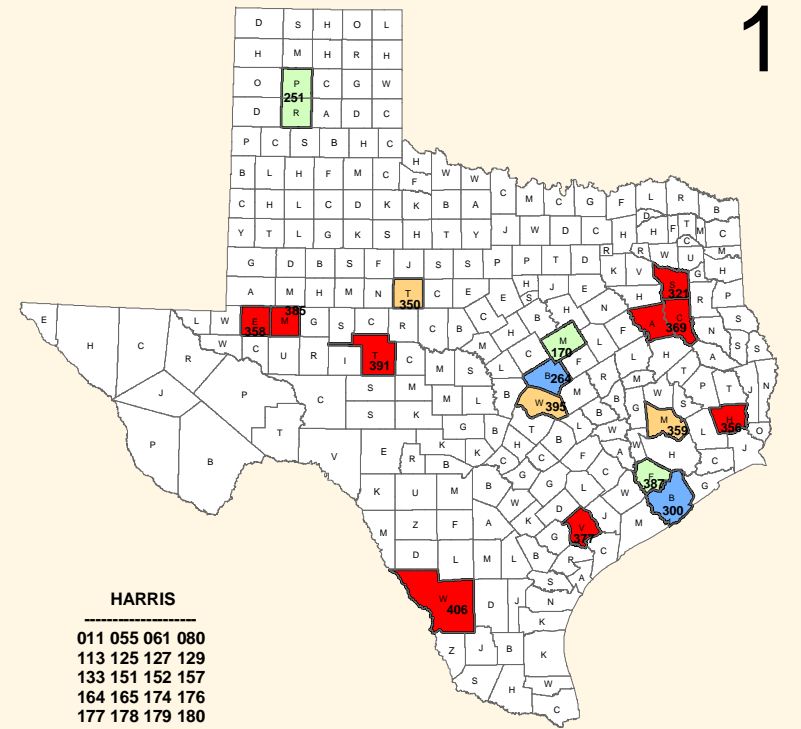
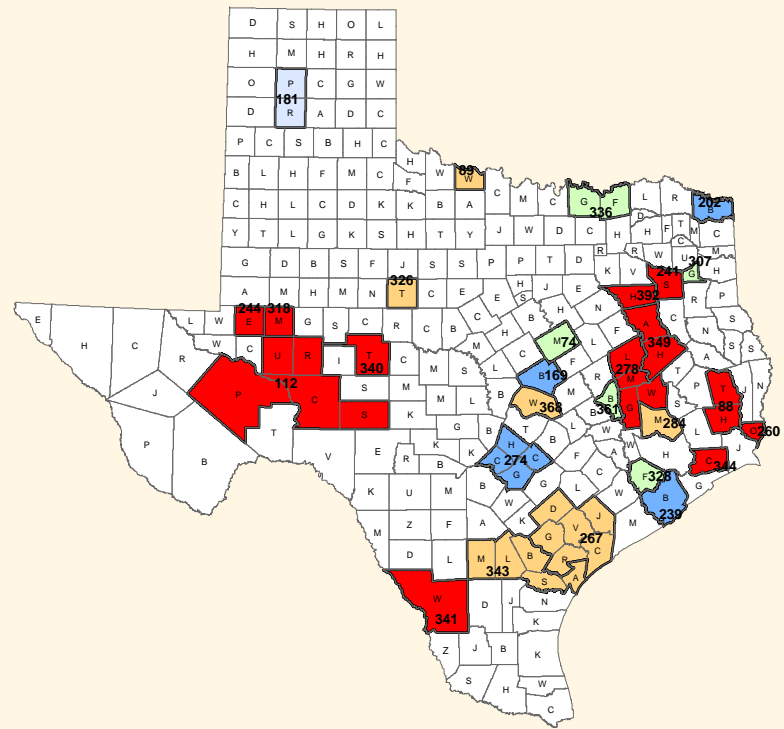
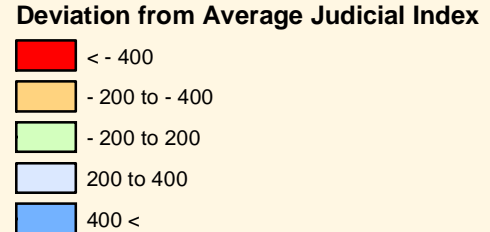


"Judicial Index" Values for State District Courts Deviation from Statewide Average (1650)



POTTER	69 DALLAM 84 SHERMAN 31 HANSFORD OCHILTREE LIPSCOMB	DENTON	016 158 211 362 367 393	COLLIN	199 219 296 366 380 401
RANDALL	222 HARTLEY 47 MOORE 47 HUTCHINSON CARSON GRAY WHEELER	TARRANT	017 048 067 096 141 153 213 231 233 236 297 322 323 324 325 342 348 352 360 371 372 396	DALLAS	014 044 068 095 101 116 134 160 162 191 192 193 194 195 203 204 254 255 256 265 282 283 291 292 298 301 302 303 304 305 330 363
LUBBOCK	287 DEAF SMITH PARMER CASTRO SWISHER BRISCOE HALL CHILDRESS				

EL PASO	034 041 065 120 168 171 205 210 243 327 346 383 384 388 409	TRAVIS	053 098 126 147 167 200 201 250 261 299 331 345 353 390 403	BEXAR	037 045 057 073 131 144 150 166 175 186 187 224 225 226 227 285 288 289 290 379 386 399 407 408
HARRIS	011 055 061 080 113 125 127 129 133 151 152 157 164 165 174 176 177 178 179 180 182 183 184 185 189 190 208 209 215 228 230 232 234 245 246 247 248 257 262 263 269 270 280 281 295 308 309 310 311 312 313 314 315 333 334 337 338 339 351	JEFFERSON	058 060 136 172 252 279 317	GALVESTON	010 056 122 212 306 405
NUECES	028 094 105 117 148 214 319 347	WILLACY	103 107 138 197 357	CAMERON	103 107 138 197 357 404
HIDALGO	092 093 139 206 275 332 370 389 398				



Administrative Judicial Region

