

IRVING INDEPENDENT SCHOOL DISTRICT

PROGRESS TOWARD OUR GOALS

Board Goal

Achieve an exemplary District rating in the Texas Accountability System with each campus achieving a rating above academically acceptable and meeting No Child Left Behind (NCLB) standards while preparing all students for education beyond high school.

STATE ACCOUNTABILITY RATINGS

- A Texas accountability “indicator” represents a combination of a “measure” and a “group.”
- “Measures” include:
 - TAKS tests in each of five subject areas
 - SDAA-II tests across subject areas
 - Dropout rate for Gr. 7-8
 - School completion rate for Gr. 9-12

STATE ACCOUNTABILITY RATINGS

- There are five student groups in the Texas Accountability System.
 - All Students
 - African American
 - Hispanic
 - White
 - Economically Disadvantaged

STATE ACCOUNTABILITY RATINGS

- There are 36 possible indicators upon which a district or secondary campus may be rated, any one of which can lower the rating.
- Due to provisions for small numbers of students, however, not all districts or campuses are rated on all combinations of measures and groups.

STATE ACCOUNTABILITY RATING STANDARDS FOR 2007

- 2007 TAKS State Accountability Rating Criteria:
 - Exemplary 90%
 - Recognized **75%**
 - Academically Acceptable
 - **65%** Reading/ELA, Writing, Social Studies
 - **45%** Mathematics
 - **40%** Science
 - Academically Unacceptable

STATE ACCOUNTABILITY RATING SUMMARY

Rating Category	Spring 2002	Spring 2004	Spring 2006	Spring 2007
Exemplary	149	13	13	19
Recognized	425	365	313	187
Academically Acceptable	450	655	677	803
Academically Unacceptable	14	4	26	22
Other	2	0	4	0
Totals	1,040	1,037	1,033	1,031

STATE ACCOUNTABILITY RATINGS

2007 Texas Exemplary Districts

CARROLL ISD	7326	PK-12
HIGHLAND PARK ISD	6240	K-12
LOVEJOY ISD	1302	K-6
SUNNYVALE ISD	527	K-8
LINDSAY ISD	509	K-12
RED LICK ISD	399	K-8
FALLS CITY ISD	326	K-12
TEXHOMA ISD	242	PK-12
LONDON ISD	228	K-8
GHOLSON ISD	147	PK-8
MEYERSVILLE ISD	142	K-8
PRAIRIE VALLEY ISD	132	PK-12
MALTA ISD	131	PK-8
PATTON SPRINGS ISD	127	PK-12
LEARY ISD	114	PK-8
SWEET HOME ISD	100	PK-8
PALO PINTO ISD	79	PK-6
BENJAMIN ISD	78	PK-12
DIVIDE ISD	23	PK-6

11/15/2007

Progress toward Our Goals 2007

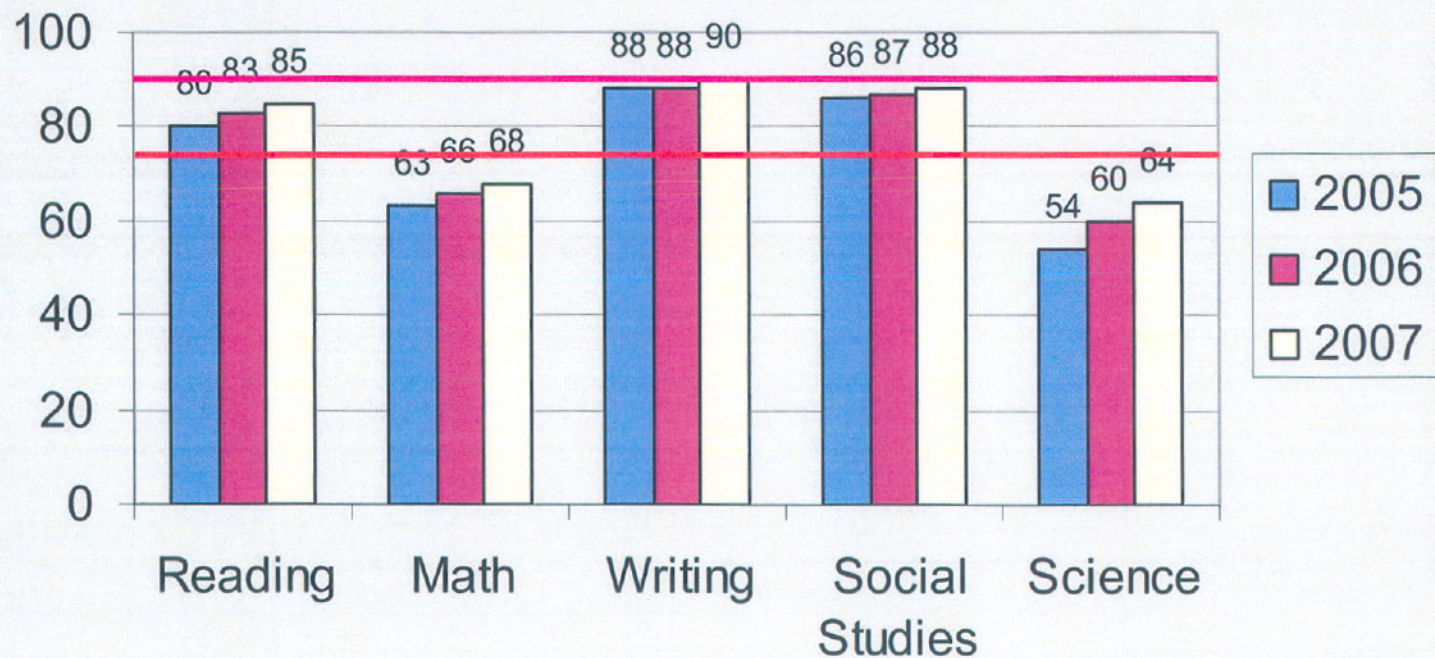
STATE ACCOUNTABILITY RATINGS

2007 Texas Recognized Districts with 25,000 or More Students Shown in Comparison to Irving ISD

DISTRICT NAME	REGION	ENROLLMENT	ED PCT	LEP PCT
RICHARDSON	10	35,008	50%	19%
IRVING	10	32,620	69%	35%

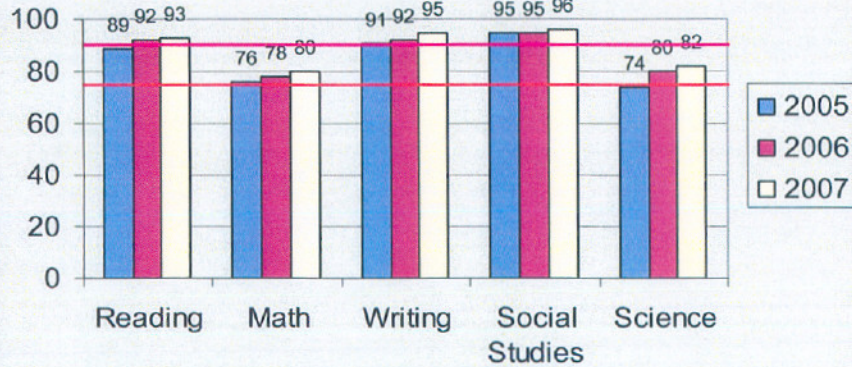
2007 TAKS Performance

Performance of All IISD Students on
TAKS Grades 3-11

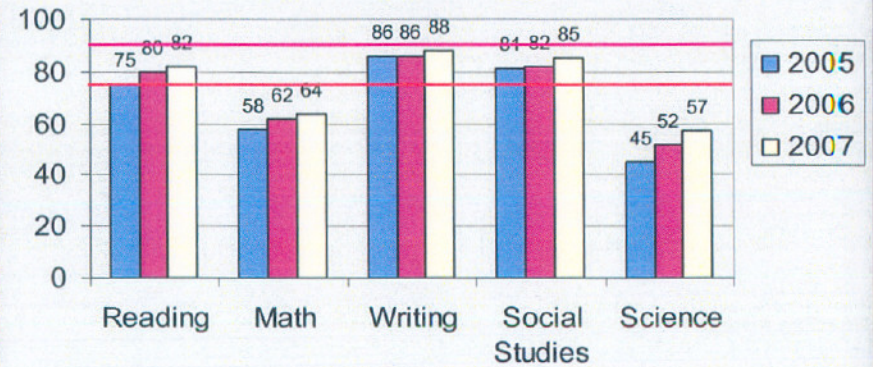


2007 TAKS Performance

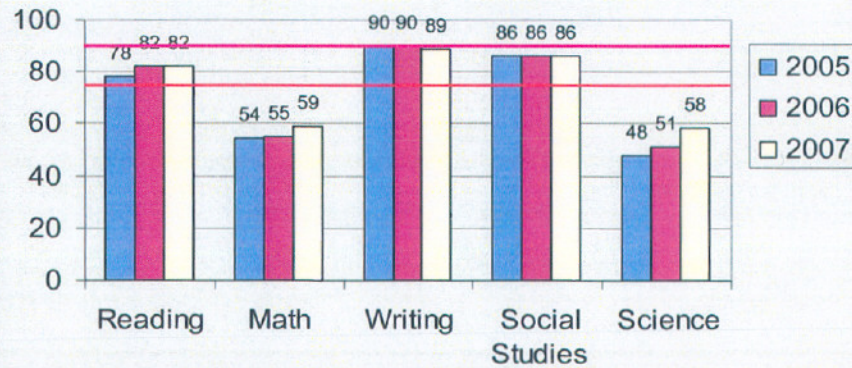
Performance of IISD White Students on TAKS Grades 3-11



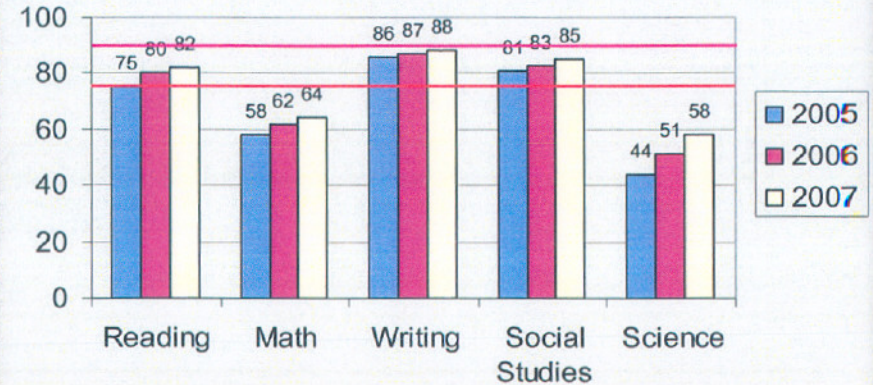
Performance of IISD Hispanic Students on TAKS Grades 3-11



Performance of IISD African American Students on TAKS Grades 3-11



Performance of IISD Economically Disadvantaged Students on TAKS Grades 3-11



2007 STATE ACCOUNTABILITY RATINGS

- Irving ISD – “Academically Acceptable”
- Five “Recognized” Campuses
 - F.M. Gilbert Elementary – 2nd year
 - John R. Good Elementary
 - W.T. Hanes Elementary
 - Austin Middle School – 2nd year
 - Lamar Middle School – 2nd year
- All other regular campuses “Academically Acceptable”
- UBCL – AEA: Academically Unacceptable

STATE ACCOUNTABILITY RATING STANDARDS FOR 2008

- 2008 TAKS State Accountability Rating Criteria:
 - Exemplary 90%
 - Recognized 75%
 - Academically Acceptable
 - 70% Reading/ELA
 - 65% Writing, Social Studies
 - 50% Mathematics
 - 45% Science
 - Academically Unacceptable

STATE ACCOUNTABILITY RATING STANDARDS FOR 2009

- 2009 TAKS State Accountability Rating Criteria:
 - Exemplary 90%
 - Recognized **80%**
 - Academically Acceptable
 - 70% Reading/ELA
 - **70%** Writing, Social Studies
 - **55%** Mathematics
 - **50%** Science
 - Academically Unacceptable

Progress toward Our Goals

- TAKS tests continue to be very rigorous and progress usually comes in small increments
- The percentage of students in IISD meeting the passing standard on TAKS is improving for all students and in each state accountability group, most notably in reading/ELA, mathematics and science

Progress toward Our Goals

- The performance of all students and students in each accountability group is above the level required for a District “Recognized” rating in three of five TAKS subjects: reading/ELA, writing and social studies

Progress toward Our Goals

- Even as we make incremental improvement in TAKS performance, the rigor of the standards for Acceptable and Recognized is rising quickly
- Our greatest challenge is accelerating the rate of improvement in student performance in a way that outpaces the increasing rigor of the accountability system