

# OVERVIEW

## Exemptions and Waivers

Texas currently maintains a variety of programs aimed at exempting or waiving tuition, fees, and other expenses related to attending public colleges and universities. These exemption and waiver programs are targeted to specific populations that the Texas Legislature has identified as warranting special consideration related to paying for higher education costs. Statutes are inconsistent in the use of the terms "exemption" and "waiver", so for the purposes of this overview we have defined an exemption as a program that allows special groups of Texas residents or nonresidents to enroll and pay a reduced amount of tuition and/or fees. A waiver allows special groups of nonresidents to enroll and pay a reduced nonresident tuition rate. We are also limiting the use of these terms to programs whose costs are absorbed by the institutions.<sup>1</sup>

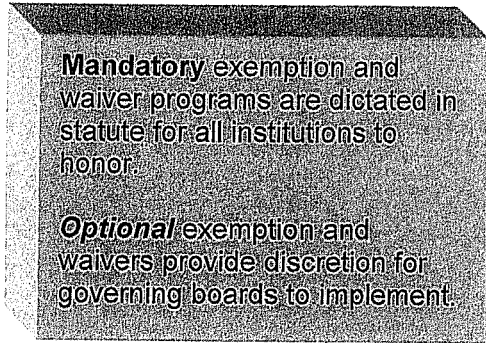
**Exemptions** allow special groups of Texas residents or nonresidents to enroll and pay a reduced amount of tuition and fees.

**Waivers** allow special groups of nonresidents to enroll and pay a reduced nonresident tuition rate.

Some programs are large and well known, such as the Hazlewood Exemption which provides an exemption from tuition and some fees for all Texas veterans. Others are relatively obscure and uniquely targeted, such as the Olympic Programs Waiver which waives out-of-state tuition rates for any student attending UT Brownsville or Texas Southmost College while participating in a Community Olympic Development Program or training at a U.S. Olympic training center in Texas.

All exemption and waiver programs are authorized or mandated by the Texas Legislature. Most exemption and waiver programs were designed to reward individuals or their families for services rendered. Others are used to strengthen the basic infrastructure of higher education, in that institutions use them to recruit faculty, research assistants, teaching assistants, and highly-qualified students. Today, Texas has 37 exemption programs and 21 waiver programs. In FY 2008, more than 202,500 students received assistance through these programs, and the amount of tuition and fee revenue foregone by institutions totaled almost \$356 million.

<sup>1</sup> The state appropriates funds to the Coordinating Board for use in reimbursing the costs of five programs referred to in statute as "exemptions." Because of this reimbursement, however, these programs have not been included in the cost estimates and analyses of this report. The programs function more like grants than exemptions. These programs include the Educational Aides Exemption Program (TEC 54.214), the Temporary Assistance to Needy Families Exemption (TEC 54.212), the Tuition Assistance Program for Members of State Military Forces, (TEC 54.2155 and Texas Government Code 431.090), the Early High School Graduation Scholarship Program (TEC Chapter 56, Subchapter K,) and the Combat Exemption Program (TEC Chapter 54.203 (b-2)).



## Common Questions

### **Are all exemption and waiver programs mandated by the Texas Legislature?**

Most programs are mandated for all institutions to implement and serve the defined program population. However, some programs are optional – implementation is left to the discretion of the governing boards at each institution. If the institution chooses to offer the program, however, it must serve all eligible students.

### **Does the Coordinating Board administer exemption and waiver programs?**

No. The Coordinating Board performs a variety of tasks for a few programs as prescribed by statute, but exemption and waiver programs are generally administered locally at each institution.<sup>2</sup>

### **How do institutions administer the exemption and waiver programs?**

While eligibility requirements and benefits are stated in statutes, how the programs are administered varies by institution. The greatest variation exists on campus the programs are administered. Many institutions, for example, administer military related waiver and exemption programs from a Veterans Affairs office. Conversely, some scholarship/academic waiver programs may be handled in the relevant academic department. Still other programs may be administered by the business, admissions, or financial aid offices.

Institutions have, in most cases, local discretion to identify the documentation needed to support a student's claim of eligibility. Once eligibility is determined by the appropriate institutional authority, billing is adjusted accordingly and the student pays the remaining balance of expenses (if any). Complicating administration, statutes usually do not define a deadline for students to prove eligibility. Therefore, institutions may have to revise billing, make refunds, and submit revised reports to the Coordinating Board for students proving eligibility after the census date of an academic semester or year.

### **How are exemption and waiver programs funded?**

The state does not fund the exemption and waiver programs described in this overview. (See footnote 1, page 1.) Formula funding allocations to institutions do not include any set aside or funding line item to offset tuition and fees lost to exemptions and waivers claimed at an institution. In effect, the institutions must accommodate these losses. Of the \$356 million in tuition and fees forgone in FY2008, \$272.1 million was associated with the cost of mandatory exemption and waiver programs, and \$83.5 million in institutional revenue was lost to optional programs that some institutions elected to administer.

It stands to reason that institutions must accommodate lost revenue. This may include some combination of decreasing costs and identifying additional revenue sources.

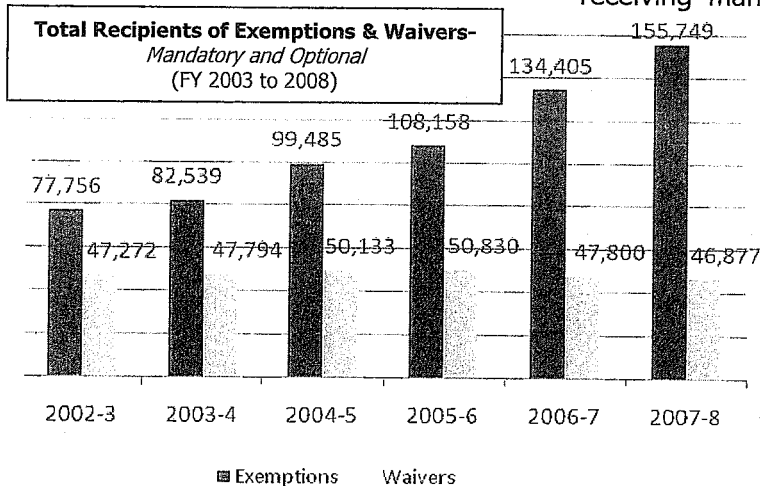
---

<sup>2</sup> Statutes call for the Board to adopt rules for the administration of several programs, including the Hazlewood Act (TEC 54.203), Exemption Program for Nurse Faculty Children (TEC 54.221), Exemption for Preceptors and their Children (TEC 54.222), and Exemptions for Firefighters Enrolled in Fire Science Curriculum. Statutes also call for the Board to maintain a database for tracking student progress through their 150 hours of eligibility for the Hazlewood Exemption, to design applications for the Nurse Faculty and Preceptor Exemptions, and to compile a list of degree programs eligible for the Firefighter Exemption.

### How many students participate in exemption and waiver programs?

Since FY 2003, total participation in exemption and waiver programs has increased 62 percent. However, all the growth has occurred in exemption programs. Almost 78,000 more students received exemptions in FY 2008 than in FY 2003. During this period, participation increased mostly in dual enrollment programs, fee exemptions for distance learners, and students receiving exemptions to cover the Texas Tomorrow Fund shortfall.

Meanwhile, overall participation in waiver programs has dropped slightly since FY 2003. Although the number of students receiving optional waivers increased by 55, the number receiving mandatory waivers decreased by 450, for a net loss of 395.



Among waiver programs, participation increased most in academic competitive scholarship-based waivers and in waivers for students from states bordering Texas. The greatest decrease was in waivers for military personnel stationed in Texas, which experienced a decline of more than 2,000. The Coordinating Board has been advised that the decline in this area is primarily due to increased military deployments since 2003 and competition with private and border-state institutions.

### How do exemption and waiver programs interact with state provisions related to limitations on formula funding for excess hours or dropped courses?

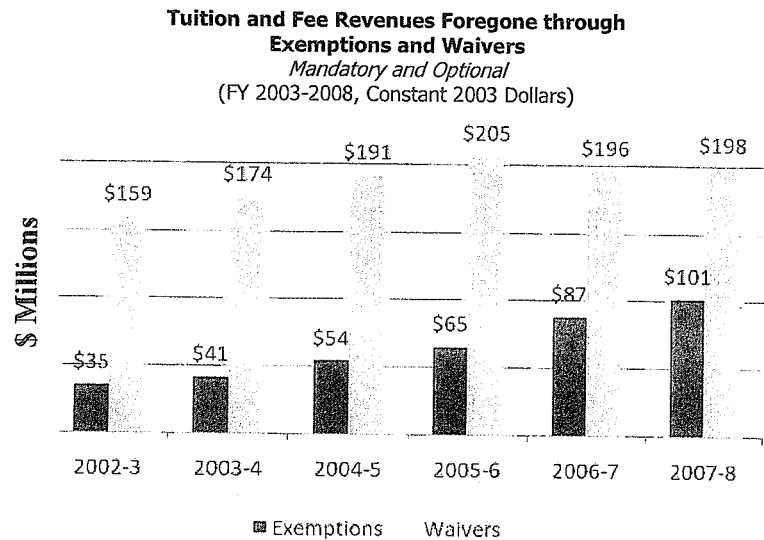
State statutes exclude course hours from an institution's formula funding calculation if the hours are:

- Generated by undergraduates who have already attempted 30 hours beyond their degree plan (TEC 61.0595);
- Generated by graduates who have already have a total of 100 or more semester credit hours of doctoral work (TEC 61.069); and
- Generated by undergraduates who are repeating a course for the third time (Rider 42, Page III-247, General Appropriations Act).

Additionally, statutes (TEC 54.014) authorize institutions to pass the cost of this lost formula funding on to the students by raising the students' tuition rates to an amount as high as the nonresident rate. However, students exempted from the payment of tuition are exempt from the penalty rates, also. In short, only the institutions and not the students are penalized under these provisions if a tuition exemption/waiver is provided for a student that triggers one of these thresholds.

### How much institutional revenue is lost because of exemption and waiver programs?

Between FY 2003 and FY 2008 the total value of exemptions and waivers in constant 2003 dollars increased by more than \$105 million. Mandatory exemptions and waivers account for 65 percent of the total increase. Among exemptions, the greatest dollar increases were in programs for community college dual enrolled students, participants in the Texas Tomorrow Fund (for whom institutions are to exempt the difference between the value of the state's pre-paid tuition plan and actual tuition and fee charges) and for fee exemptions for students enrolled in distance learning. The largest dollar increases for waivers were for competitive scholarship recipients, followed by research and teaching assistants.



### Are all exemption programs similarly structured in statute and applied uniformly?

No. As exemption and waiver programs have been added and amended by the Texas Legislature over many decades, there has been limited uniformity in definition, application, or structure for the programs. A clear example of the lack of uniformity is evident in how the programs are distributed throughout Texas code, to include Texas Education Code Chapter 54 (Tuition and Fees) and Chapter 130 (Junior College Districts), as well as the Texas Government Code, Chapter 615 (Financial Assistance to Survivors of Certain Law Enforcement Officers, Fire Fighters, and Others).

More importantly is the disparity and variation in definitions related to eligibility, benefits, academic requirements and residency. For example, some programs limit the total credit hours that will qualify for exemption (120, 150 or 200). Others authorizes exemptions until such time a degree is awarded, while others have no apparent restriction on total hours once the student initially qualifies for the exemption. In terms of eligibility, some programs require financial need while others include some merit components (such as a recommendation from a high school principal). Some require Texas residency as defined in the Texas Education Code, others are silent on residency. The value of awards varies from a single fee or charge to "all dues, fees, and charges whatsoever." And, the terminology is also varied as some programs refer to exempting "mandatory fees," while others reference only "fees," and still others use the term "tuition fees."

## Additional Exemption and Waiver Program Data

### Total Program Costs (Mandatory & Optional), FY 2003 and FY 2008 (Constant 2003 Dollars)

	FY 2003		FY 2008	
	Award Recipients	Forgone Revenue	Award Recipients	Forgone Revenue
<b>Exemptions</b>				
Public Universities	28,414	\$16,838,897	58,488	\$58,107,224
Public Health Related	841	633,227	2,604	1,369,406
Public Community Colleges	46,021	16,317,797	86,875	39,367,164
Public State Colleges	193	264,621	6,196	1,713,547
Public Technical Colleges	2,287	649,881	1,586	752,305
<b>Total - All Institutions</b>	<b>77,756</b>	<b>\$34,704,423</b>	<b>155,749</b>	<b>\$101,309,646</b>
<b>Waivers</b>				
Public Universities	33,747	\$139,719,140	33,399	\$177,151,582
Public Health Related	1,534	8,302,693	2,435	11,854,198
Public Community Colleges	11,513	9,718,031	10,534	7,444,256
Public State Colleges	46	101,284	33	52,565
Public Technical Colleges	432	1,133,098	476	1,842,081
<b>Total - All Institutions</b>	<b>47,272</b>	<b>\$158,974,246</b>	<b>46,877</b>	<b>\$198,344,682</b>

Sources: FY 2003 and FY 2008 Integrated Fiscal Reporting System reports

### Mandatory Program Statistics, FY 2003 and FY 2008 (Constant 2003 Dollars)

	FY 2003		FY 2008	
	Award Recipients	Forgone Revenue	Award Recipients	Forgone Revenue
<b>Exemptions</b>				
Public Universities	5,942	\$10,601,802	18,646	\$35,020,231
Public Health Related	226	520,079	284	837,470
Public Community Colleges	10,215	6,358,876	17,098	12,779,529
Public State Colleges	182	258,927	264	345,016
Public Technical Colleges	384	177,000	375	367,894
<b>Total - All Institutions</b>	<b>16,949</b>	<b>\$17,916,684</b>	<b>36,667</b>	<b>\$49,350,140</b>
<b>Waivers</b>				
Public Universities	30,460	\$125,009,378	30,463	\$162,021,304
Public Health Related	1,512	8,219,946	2,364	11,460,929
Public Community Colleges	9,295	8,878,828	7,997	6,391,135
Public State Colleges	30	69,481	21	30,955
Public Technical Colleges	1	4,578	3	13,232
<b>Total - All Institutions</b>	<b>41,298</b>	<b>\$142,182,210</b>	<b>40,848</b>	<b>\$179,917,555</b>

Sources: FY 2003 and FY 2008 Integrated Fiscal Reporting System reports.

**Optional Program Statistics, FY 2003 and 2008**  
(Constant 2003 Dollars)

	FY 2003		FY 2008	
	Award Recipients	Forgone Revenue	Award Recipients	Forgone Revenue
<b>Exemptions</b>				
Public Universities	22,472	\$6,237,095	39,842	\$23,086,992
Public Health Related	615	113,148	2,320	531,936
Public Community Colleges	35,806	9,958,921	69,777	26,587,635
Public State Colleges	11	5,694	5,932	1,368,531
Public Technical Colleges	1,903	472,881	1,211	384,411
<b>Total - All Institutions</b>	<b>60,807</b>	<b>\$16,787,739</b>	<b>119,082</b>	<b>\$51,959,506</b>
<b>Waivers</b>				
Public Universities	3,287	\$14,709,762	2,936	\$15,130,278
Public Health Related	22	82,747	71	393,269
Public Community Colleges	2,218	839,203	2,537	1,053,121
Public State Colleges	16	31,803	12	21,610
Public Technical Colleges	431	1,128,520	473	1,828,849
<b>Total - All Institutions</b>	<b>5,974</b>	<b>\$16,792,035</b>	<b>6,029</b>	<b>\$18,427,127</b>

Sources: FY 2003 and FY 2008 Integrated Fiscal Reporting System reports.

**Online Resources**

College for All Texans: [www.collegeforalltexas.com](http://www.collegeforalltexas.com)

Exemption Programs: <http://www.collegeforalltexas.com/apps/financialaid/tofa.cfm?Kind=E>

Waiver Programs: <http://www.collegeforalltexas.com/apps/financialaid/tofa.cfm?Kind=W>

**Appendix A**  
Exemption and Waiver  
*Alpha Listing*

<b>(E)xemption or (W)aiver</b>	<b>Target Population</b>	<b>Optional or Mandatory</b>	<b>Citation</b>	<b>Value</b>
<b>E</b>	Adopted	Mandatory	TEC 54.2111	tuition and fees, no limit
<b>E</b>	Children of Disabled Firemen/Peace Officers	Mandatory	TEC 54.204	tuition and required fees for 120 hours
<b>E</b>	Children of Military Deployed to Combat	Mandatory	TEC 54.203(b-2)	tuition while parent deployed to combat zone -- NEW in 2010
<b>E</b>	Children of Nurse Faculty	Mandatory	TEC 54.221	tuition for up to 10 semesters
<b>E</b>	Children of POWs and MIAs	Mandatory	TEC 54.209	tuition and fees other than deposit fees until age 21 (25 if still dependent)
<b>E</b>	Community College Employees (NEW)	Optional	TEC 130.0851	all or part of tuition and fees
<b>E</b>	Concurrent Enrollment / Min Tuition	Mandatory	TEC 54.011	difference between minimum and per hour tuition
<b>E</b>	Deaf or Blind	Mandatory	TEC 54.205	tuition and fees, no limit
<b>E</b>	Dependents of Deceased Public Servants	Mandatory	TGC 615.0225	tuition and fees, books and living stipend for earlier of 200 hours or BA
<b>E</b>	Designated Tuition Exemption	Optional	TEC 54.0513(d)	designated tuition
<b>E</b>	Disabled Peace Officer	Optional	TEC 54.2041	tuition and required fees for 12 semesters ugr work, 1st masters; 1st doctoral degree
<b>E</b>	Distance Learning Exemption from Fees	Optional	TEC 54.218	fees irrelevant to off-campus learners
<b>E</b>	Dual Enrollment Jr. College	Optional	TEC 130.008	some or all tuition and fees, as negotiated with ISD
<b>E</b>	Dual Enrollment All Inst.	Optional	TEC 54.216	some or all tuition and fees, as negotiated with ISD
<b>E</b>	Ex-Prisoners Of War	Mandatory	TEC 54.219	tuition and fees, books and living stipend for 120 hours
<b>E</b>	Firefighters taking Fire Science Courses	Mandatory	TEC 54.208	tuition and lab fees for courses of fire science curriculum
<b>E</b>	Foster Care/TX Dpt. Family Protective Svcs.	Mandatory	TEC 54.211	tuition and fees, no limit
<b>E</b>	Fully Funded Courses	Optional	TEC 54.217	tuition and fees, if already paid by a third party
<b>E</b>	Governing Board Exemptions	See Osteopathic Manipulative Medicine Exemption and Presidential Educational Scholarship		

# Appendix A

## Exemption and Waiver

*Alpha Listing*

<b>(E)xemption or (W)avier</b>	<b>Target Population</b>	<b>Optional or Mandatory</b>	<b>Citation</b>	<b>Value</b>
<b>E</b>	Hazlewood Dependents (Credit Hrs)	Mandatory	TEC 54.203(b)	tuition and fees other than property and student service fees, for 150 hours
<b>E</b>	Hazlewood Dependents (Non-credit)	Mandatory for funded courses; otherwise optional	TEC 54.203(b)	tuition and fees other than property and student service fees, for 150 hours
<b>E</b>	Hazlewood Vets (Credit Hrs.)	Mandatory	TEC 54.203(a)	tuition and fees other than property and student service fees, for 150 hours
<b>E</b>	Hazlewood Vets (Non-Credit Hrs.)	Mandatory for funded courses; otherwise optional	TEC 54.203(a)	tuition and fees other than property and student service fees, for 150 hours
<b>E</b>	Highest Ranking HS Scholar	Optional	TEC 54.201	tuition only for 2 regular terms
<b>E</b>	Interinstitutional Academic Programs (NEW)	Optional	TEC 54.224	tuition and required fees
<b>E</b>	Irrelevant Fees Exemption	Optional	TEC 54.5035(a)	fees irrelevant to off-campus learners
<b>E</b>	National Guard Waiver (FY08)	Mandatory	TEC 54.2155	tuition
<b>E</b>	Osteopathic Manipulative Medicine	Optional	TEC 54.5035(b)	a mandatory or discretionary fee
<b>E</b>	Out-of-District Students	Optional	TEC 130.0032	all or part of out-of-district tuition
<b>E</b>	Peace Officer Exemption	Mandatory	TEC 54.208	tuition and lab fees for courses of criminal justice or law enforcement
<b>E</b>	Preceptors and/or their Children	Mandatory	TEC 54.222	up to \$500 tuition per term for 10 terms
<b>E</b>	Presidential Educational Scholarship	Optional	TEC 54.5035(b)	a mandatory or discretionary fee
<b>E</b>	Prorated Fees for Term Length	Optional	TEC 54.5025	fees
<b>E</b>	Senior Citizen Lowered Tuition 55 +	Optional	TEC 54.013	lowered tuition rate
<b>E</b>	Senior Citizen 65+ for Audit Hours	Optional	TEC 54.210(b)	tuition and fees
<b>E</b>	Senior Citizen 65+ for <=6 SCH	Optional	TEC 54.210(c)	tuition for up to 6 hours/term
<b>E</b>	Student Services Fee Exemption	Optional	TEC 54.503(e)	student services fee
<b>E</b>	"Taps" Performers	Mandatory	TEC 54.215	\$25 towards tuition and fees each performance of Taps at a military funeral



**Appendix A**  
Exemption and Waiver  
*Alpha Listing*

<b>(E)xemption or (W) waiver</b>	<b>Target Population</b>	<b>Optional or Mandatory</b>	<b>Citation</b>	<b>Value</b>
<b>E</b>	Texas Tomorrow Fund	Mandatory	TEC 54.624	difference between contract value and actual tuition and fees
<b>E</b>	Three Peat Fee	Optional	TEC 54.014(f)	no 3-peat penalty (difference between resident and nonresident tuition)
<b>E</b>	Tuition Reduction for > = 15 Hours	Optional	TEC 54.010	up to 3 hours' tuition reduction for person taking at least 1.5 hours
<b>W</b>	100 Mile-from TX-Border GATI*	Optional	TEC 54.0601	reduced nonresident tuition, not less than resident rate + \$30/hr
<b>W</b>	Academic Common Market	Optional	TEC 160.07	pay resident, rather than nonresident rate
<b>W</b>	Biomedical MD/PhD	Mandatory	TEC 54.065	pay resident, rather than nonresident rate
<b>W</b>	Border County / Parish	Optional	TEC 54.060(g)	same rate as Texan pays in student's home state
<b>W</b>	Border States	Optional	TEC 54.060(a)	same rate as Texan pays in student's home state
<b>W</b>	Citizens of Mexico in Border Insts.	Mandatory	TEC 54.060(b)	pay resident, rather than nonresident rate
<b>W</b>	Citizens of Mexico (Pilot)	Optional	TEC 54.060(c)	pay resident, rather than nonresident rate
<b>W</b>	College Teachers, Profs. etc.	Mandatory	TEC 54.059	pay resident, rather than nonresident rate
<b>W</b>	Compet. Schol. Graduate Academic	Mandatory until fall 2009/Now Optional	TEC 54.064	pay resident, rather than nonresident rate
<b>W</b>	Compet. Schol. Undergraduate Academic	Mandatory until fall 2009/Now Optional	TEC 54.064	pay resident, rather than nonresident rate
<b>W</b>	Compet. Schol. Graduate Nonacademic	Mandatory until fall 2009/Now Optional	TEC 54.064	pay resident, rather than nonresident rate
<b>W</b>	Compet. Schol. Undergraduate Nonacademic	Mandatory until fall 2009/Now Optional	TEC 54.064	pay resident, rather than nonresident rate
<b>W</b>	Economic Development	Mandatory	TEC 54.073	pay resident, rather than nonresident rate
<b>W</b>	Foreign Service Officer	Mandatory	TEC 54.070	pay resident, rather than nonresident rate
<b>W</b>	Good Neighbor	Optional	TEC 54.207	pay resident, rather than nonresident rate
<b>W</b>	Military in Texas	Mandatory	TEC 54.058	pay resident, rather than nonresident rate

**Appendix A**  
**Exemption and Waiver**  
*Alpha Listing*

<b>(E)xemption or (W) waiver</b>	<b>Target Population</b>	<b>Optional or Mandatory</b>	<b>Citation</b>	<b>Value</b>
<b>W</b>	NATO Members and Families	Mandatory	TEC 54.074	pay resident, rather than nonresident rate
<b>W</b>	Nursing Grad Students Planning to Teach	Optional	TEC 54.069	pay resident, rather than nonresident rate
<b>W</b>	Olympic Programs Waiver	Mandatory	TEC 54.073	pay resident, rather than nonresident rate
<b>W</b>	Public Health Grad Students from Mexico	Mandatory	54.060(b)	pay resident, rather than nonresident rate
<b>W</b>	Radiology Student at MSU in Military	Optional	TEC 54.058(h)	pay resident, rather than nonresident rate
<b>W</b>	Teaching and Research Assistants	Mandatory	TEC 54.063	pay resident, rather than nonresident rate
<b>W</b>	Tech fee at UT Austin	Optional	TEC 65.45	pay resident, rather than nonresident rate
<b>W</b>	Texas Tomorrow Fund Contract	Mandatory	TEC 54.621(c)	waived nonresident tuition in excess of contract

**Appendix B**  
Exemption and Waiver  
Descriptions

(E)xemptions or (W)avier	Target Population	Description	FY08 Total Recipients	FY08 Total Value
E	Adopted	was formerly in foster or other residential care; was adopted; was subject of adoption assistance agreement under Subchapter D, Ch 162, Family Code. No limit once in program	224	\$668,710
E	Children of Disabled Firemen/Peace Officers	child of disabled eligible employee; enter by age 21 unless eligible to participate in a school district's special education program under 29.003; meet all entrance requirements of institution.; meet institution's academic progress requirements. Must use by age 26; current tenure is 1st 120 undergraduate credit hours	139	\$430,418
E	Children of Military Deployed to Combat	child, age 25 or younger, must be TX resident, or eligible to pay resident tuition; parent, or step-parent, must be actively deployed on active combat duty outside the US for the purpose of engaging in combat	New in 2010	
E	Children of Professional Nurse Faculty	resident of TX; 25 yrs. of age of younger; enrolled as undergrad.; child of person employed or under contract to be employed full-time as member of prof. nursing faculty or staff at the beginning of term or some point during term; enrollment at same inst. where parent is employed. Current tenure is 10 sem. or summer sessions or until received bachelor's degree	87	\$159,479
E	Children of POWs and MIAs	child of Texas resident on active duty as member of US armed forces who, at time of registration is classified by DOD as MIA or POW. Current tenure is while under 21, or under age 25 if receiving majority of support from parent & parent continues to be MIA or POW	1	\$810
E	Community College Employees -- NEW	employees of community college districts. Only applies to district in which person is employed. Does not include spouse or children	New in 2010	
E	Concurrent Enrollment / Min Tuition	concurrent enrollment in more than one institution of higher education that charges a minimum tuition rate; no limit as long as student meets program	8,372	\$7,510,280
E	Deaf or Blind	resident of TX; blind as defined in 91.051(5), Human Resources Code or deaf; certification of disability by appropriate state agency; written statement of educational purpose & degree or certification to be pursued; HS diploma or equivalent; letter of recommendation; proof meets all other institutional entrance requirements; no limit, as long as student meets requirements	3,547	\$7,895,874
E	Dependents of Deceased Public Servants	surviving dependent child or spouse of deceased public servant; enroll full-time for lesser of 200 SCH or until receive bachelor's degree	180	\$238,031
E	Designated Tuition Exemption	institution determines payment of tuition would work an undue financial hardship on the student; no limit	3,889	\$2,618,658
E	Disabled Peace Officer	resident of TX; resided in TX the 12 months prior to enrollment; permanently disabled from injury suffered in performance of duty as peace officer of state or political subdivision of state; unable to continue employment as a peace officer because of disability; tenure is 12 semesters or sessions of undergraduate work; plus hours for 1st master's degree; plus hour. for 1st doctorate degree	37	\$112,884
E	Distance Learning Exemption from Fees	student must be enrolled only in distance learning courses or other off-campus courses and cannot be reasonably expected to use the services/facilities on which the fee is based	23,701	\$3,534,786
E	Dual Enrollment Jr. College	enrollment in course for which student may receive joint high school and college credit; agreement between school district and community college for the waiver; no limit as long as student meets program requirements	62,463	\$29,847,239
E	Dual Enrollment All Inst.	enrollment in a course for which student is entitled to simultaneously receive credit towards HS academic requirements & course credit towards college degree; no limit as long as student meets program requirements	8,779	\$6,982,318
E	Ex-Prisoners Of War	resident of TX, resident when entered service; identified by Dept. of Defense as POS on or after 1/1/1999; enrolled for at least 12 hours per semester until BA or 120 hrs.	0	\$0
E	Firefighters taking Fire Science Courses	a person employment as a fireman by any political subdivision of the state or currently and for the past year serving as an active member of an organized volunteer fire department in this state, as defined by the fire fighters' pension commissioner; enrolled in courses offered as part of a fire science curriculum. Current tenure no limit, as long as student meets requirements. A volunteer firefighter must hold (1) an Accredited Advanced level of certification, or an equivalent successor certification, under the State's Firemen's and Fire Marshals' Association of Texas volunteer certification program; or (2) Phase V (Firefighter II) certification, or an equivalent successor certification, under the Texas Commission on Fire Protection's voluntary certification program under Section 419.071. Government Code. Unless a previous recipient (FY2009 or earlier), must meet institution academic progress requirements to continue receiving exemptions, and cannot use the exemption to avoid increased tuition due to excess undergraduate or graduate hours under (TEC 54.014(a) or (f) or 61.059(1)(1) or (2).	1,706	\$1,394,202

**Appendix B**  
Exemption and Waiver  
Descriptions

(E)xemptions or (W) waiver	Target Population	Description	FY08 Total Recipients	FY08 Total Value
E	Foster Care/TX Dpt. Family Protective Svcs.	under the conservatorship of the Texas Dept. of Protective & Regulatory Services on or after (1) day preceding student's 18th birthday, (2) day of 14th birthday if also eligible for adoption on/after that date, or (3) on the day student graduated from HS or received GED; or during academic term while dual enrolled as a high school student. Deadline for entry is 25th birthday; enrollment as undergraduate. Current tenure- no limit once in program. May be used for taking dual enrollment courses.	2,030	\$4,134,826
E	Fully Funded Courses	enrollment in courses fully funded by federal or other sources; no limit as long as student meets program requirements	133	\$50,825
E	Governing Board Exemptions	See Osteopathic Manipulative Medicine Exemption and Presidential Educational Scholarship		
E	Hazlewood Dependents (Credit Hrs)	child or spouse of deceased or severely disabled member of US Armed Forces who was a TX resident at time of entry & died or suffered disabling injuries as a result of injury/illness related to service; exhaust federal veterans benefits 1st; no default on a state or federal student loan; resident at time of using exemption; current limit 150 credit hrs. child or spouse of deceased or severely disabled member of TX Nat'l Guard or TX Air Nat'l Guard killed since 1/1/1946 while on active duty for US or state; resident at time of using exemption; current tenure 150 credit hrs. (spouse added by 81st Legislature)	35	\$54,509
E	Hazlewood Dependents (Non-credit)	same as above, but enrolled in non-credit courses	3	\$1,670
E	Hazlewood Vets (Credit Hrs.)	resident at time of entry; service in required point in history &/or length of time; honorable discharge; federal Ch 33 benefits may not exceed Hazlewood; no default on state loan; current tenure 150 credit hrs.	9,306	21,814,203
E	Hazlewood Vets (Non-Credit Hrs.)	same as above, but enrolled in non-credit courses	288	\$313,062
E	Highest Ranking HS Scholar	highest ranking graduate of accredited TX high school; deadline for entry and use- first 4 regular sessions following graduation; tenure is 2 regular semesters	1,068	\$4,999,269
E	Interinstitutional Academic Program - NEW	written agreement required between participating institutions under which a student may take courses at each institution to fulfill the interinstitutional academic program's degree or certificate requirements. Participants may include students from public or private or independent institutions of higher education.	New in 2010	
E	Irrelevant Fees Exemption	inst. determines that student is not reasonably able to participate in or use activity, service, or facility for which the fee is charged and that waiver won't impair institution's ability to meet debt obligations or otherwise support the activity/service/facility	13,389	\$11,539,295
E	National Guard Fee Waiver (FY08)	member of Texas Nat'l Guard, tuition for up to 12 hours per semester. for up to 10 semesters or 5 academic years whichever comes first. Limited to 1 degree per level (certif., associate's, bachelor's, graduate degree). Student must meet institutional SAP.	7	\$4,230
E	Osteopathic Manipulative Medicine	inst. determines that waiver of mandatory or discretionary fee for a specific category of students is in the best interest of the inst. or is critical to the viability of an academic initiative & that waiver won't impair institution's ability to meet debt obligations or otherwise support the activity/service/facility. In FY 2008, included Osteopathic Manipulative Medicine Exemption and a Presidential Education Scholarship.	16	\$98,936
E	Out-of-District Students	ownership of property subject to ad valorem taxation by the district by student (or parent, if student is a dependent); no limit as long as student meets program reqs. reside outside the granting school's district but in taxing district of a contiguous public junior college; no limit as long as student meets program requirements reside in service area of district; not residing in junior college district; demonstrates financial need; no limit as long as student meets program requirements	617	\$396,309
E	Peace Officer Exemption -- NEW	undergrad enrolled in eligible course employed as peace officer by state or a political subdivision of the state, enrolled in criminal justice or law enforcement degree program. Must be making academic progress, apply for exemption no less than one week prior to end of registration period. Cannot use exemption to avoid penalties for excess hours under 61.0595. No more than 20% of a class's capacity may be receiving the exemption.	New in 2011	
E	Preceptors and/or their Children	resident of TX; preceptor must be registered nurse serving under written preceptor agreement with an undergraduate professional nursing program as a clinical preceptor at time of enrollment; current tenure no limit as long as student meets program requirements resident of TX; child of registered nurse serving under written preceptor agreement with an undergraduate professional nursing program as a clinical preceptor at time of child's enrollment; enrolled as an undergraduate 10 semesters or summer sessions or until received bachelor's degree	136	\$77,759

**Appendix B**  
Exemption and Waiver  
Descriptions

(E)xemptions or (W) waiver	Target Population	Description	FY08 Total Recipients	FY08 Total Value
E	Presidential Educational Scholarship	inst. determines that waiver of mandatory or discretionary fee for a specific category of students is in the best interest of the inst. or is critical to the viability of an academic initiative & that waiver won't impair institution's ability to meet debt obligations or otherwise support the activity/service/facility. In FY 2008, included Osteopathic Manipulative Medicine Exemption and a Presidential Education Scholarship.	41	\$10,655
E	Prorated Fees for Term Length	enrollment in semester or term the institution deems to be short enough to justify the decreased charges; no limit as long as student meets program requirements	0	\$0
E	Senior Citizen Lowered Tuition 55 +	at least 55 yrs of age; enrollment cannot preclude a less-than-55 year old from enrolling in a course for credit toward a degree or certificate; no limit as long as student meets program requirements	793	\$219,640
E	Senior Citizen 65+ for Audit Hours	at least 65 years of age; auditing class; space available in the class; no limit as long as student meets program requirements	174	\$155,294
E	Senior Citizen 65+ for <=6 SCH	at least 65 years of age; space available in the class; no limit as long as student meets program requirements	3,422	\$751,481
E	Student Services Fee Exemption	enrollment in more than 1 institution within a college or university system under concurrent enrollment provisions of joint or cooperative programs between institutions.; no limit, as long as student meets requirements.	405	\$276,394
E	"Taps" Performers	Each institution of higher education shall provide a \$25 exemption from tuition and required fees to students providing vouchers for performing "Taps" at a veteran's funerals held in TX during grades 6-12 or while in post-secondary ed.	0	\$0
E	Texas Tomorrow Fund	tuition and fees at institution exceeds the statewide average of tuition & fees used to determine the value of Texas Tomorrow Prepaid Tuition Program contract for relevant year	10,606	\$13,871,412
E	Three Peat Fee	inst. may charge a higher tuition rate for any course in which the student enrolls that is the same as or substantively identical to a course for which the student previously completed. The Coordinating Board shall adopt a rule that exempts the student from the penalty if the repeated course is due to a hardship or other good cause	155	\$72,325
E	Tuition Reduction for >= 15 Hour	student taking at least 15 hours in a term, if governing board determines it is in the interest of the institution or the student.	0	\$0

**Exemption Totals (2008 \$)**

155,749    \$120,235,781

W	100 Mile-from TX-Border GATTI*	be enrolled in a general academic teaching institution located within 100 miles of the TX border and approved by CB to participate in program. Does not apply to spouse or children.	485	\$2,771,741
W	Academic Common Market	Student must be graduate student enrolled in program of study offered in TX that is not offered in their home state. Done on a reciprocal basis with other states of the Regional Education Pact. Student may receive award as long as he meets requirements. Does not apply to spouse or children	105	\$296,184
W	Biomedical MD/PhD	Must hold a competitive academic scholarship or stipend & be accepted into a clinical & biomedical research training program leading to both MD & PhD & is not a TX resident; may receive award as long as meeting program requirements. Does not apply to spouse or child.	76	\$728,837
W	Border County / Parish	be from a county or parish of one of the states adjacent to Texas. Does not apply to spouse or children.	1,875	\$8,758,131
W	Border States	register in public upper-level inst, LSC-O, LSC-PA, junior college or tech college in a county adjacent to state in which student resides. Does not apply to spouse or children. Register in technical college in county within 100 miles of state in which student resides. Does not apply to spouse or children	3,009	\$4,770,565
W	Citizens of Mexico in Border Insts.	show financial need & register in univ or technical college located in county adjacent to Mexico, TX Southmost College, TAMU-CC, TAMU-K or UTSA. Does not apply to spouse or children.	2,589	\$15,316,015
W	Citizens of Mexico (Pilot)	show financial need and enroll in an institution NOT participating in 54.060(b) waiver program; follow rules as adopted by the CB. Does not apply to spouse or children.	280	\$2,576,647
W	College Teachers, Profs. etc.	Be employed as teacher or professor by institution of higher education at least 1/2-time on a regular monthly salary basis. May continue to receive award as long as meeting program requirements. Applies to spouse & children.	766	\$3,684,422
W	Compet. Schol. Graduate Academic	Receive a competitive scholarship from the institution for at least \$1000. TX residents must also be eligible for the scholarships. Cannot exceed 5% of enrollment for like sem., previous yr. Tenure 1 yr., but may compete for waivers in more than 1 yr. Does not apply to spouse or children.	6,647	\$43,756,742
W	Compet. Schol. Undergraduate Academic		6,625	\$43,372,002
W	Compet. Schol. Graduate Nonacademic		51	\$285,033
W	Compet. Schol. Undergraduate Nonacademic		1,202	\$8,505,517

**Appendix B**  
Exemption and Waiver  
Descriptions

(E)xemptions or (W)aiver	Target Population	Description	FY08 Total Recipients	FY08 Total Value
<b>W</b>	Economic Development	be employed by company and transferred to TX as part of the Economic Development and Diversification program within the past 5 years, or be the child of such a person, and give institution a letter of intent to make TX home. May receive award as long as meeting requirements. Applies to child but not spouse.	268	\$1,654,596
<b>W</b>	Foreign Service Officer	Be assigned to an office of the dept. of state in Mexico. May cont. to receive ward as long as meeting reqs. Does not apply to spouse or children	0	\$0
<b>W</b>	Good Neighbor	be native-born citizen and resident of a nation in Western Hemisphere other than Cuba, selected by CB in state-side competition. Does not apply to spouse or children.	246	\$2,436,769
<b>W</b>	Military in Texas	Be currently assigned to active duty in TX or be a member of a TX unit of NG or reserves; may con't. to receive award while stationed there. Applies to spouse & children. Spouse or child of member assigned to duty elsewhere after duty in TX. May con't. to receive award as long as residing continuously in TX. lived in TX at least 6 mo. some time in the past; at least 1yr. prior to enrollment - member filed paperwork with military to make TX home & have TX legal resid. for income tax purposes + registered to vote in TX + either owned real ppty in TX, had auto registered in TX, or has had valid will on file with county clerk of home county child or spouse of member provides institution a letter of intent to make TX his/her home Member has retired or is hon. discharged & at least 1yr prior to enrollment filed paperwork w/ military to make TX home & have TX legal resid. for income tax purposes + reg. to vote in TX + either owned real property in TX, had auto reg. in TX or has had valid will on file w/ county clerk of home county Met one of the sets of requirements for a waiver outlined above and remains continuously enrolled in a degree or certificate program. Does not terminate by leaving service or by divorce from member. Veteran eligible for fed veterans benefits and spouse and children under age 26 who provide institution a letter of intent to establish residence in Texas and resides in Texas while going to college	7,779	\$13,457,990
			New in FY2010	
<b>W</b>	NATO Members and Families	reside in TX in accordance with NATO agreement. Includes spouse and children	203	\$1,247,692
<b>W</b>	Nursing Grad Students Planning to Teach	be enrolled in pgm designed to lead to MS or higher degree in nursing and intend to teach in Texas in pgm designed to prepare students as registered nurses. Does not apply to spouse or children.	10	\$18,292
<b>W</b>	Olympic Programs Waiver	be a participating athlete in a Community Olympic Dev. Program or at a US Olympic training center located in TX; or be residing here while in training as a participating athlete in a Community Olympic Dev. Program in TX or at a US Olympic training center in TX in a program approved by the governing body for the athlete's Olympic sport; or residing here as a participating athlete at a facility in TX approved by the governing body for the athlete's Olympic sport, in a program approved by that body. Does not apply to spouse or children.	2	\$10,564
<b>W</b>	Public Health Grad Students from Mexico	show financial need and enroll in courses that are part of graduate degree program in public health conducted in county adjacent to Mexico. Does not apply to spouse or children.	0	\$0
<b>W</b>	Radiology Student at MSU in Military	begin radiological science program while stationed in TX; continue program by telecommunications after reassigned duty elsewhere	0	\$0
<b>W</b>	Teaching and Research Assistants	employment by institution on at least a half-time basis as RA or TA in a field related to field of study. May attend any public institution.	14,575	\$80,952,727
<b>W</b>	Tech fee at UT Austin	student must be employed by an entity with which the UT System has entered into an agreement in keeping with the Science and Technology Program	19	\$241,257
<b>W</b>	Texas Tomorrow Fund Contract	be the beneficiary of a Texas Pre-paid tuition contract who was a resident of Texas when the contract was purchased. Does not apply to spouse or children.	65	\$556,669
<b>Waiver Total (2008 \$)</b>			<b>46,877</b>	<b>\$235,398,391</b>

**Appendix C.1**  
Exemptions, FY 2003-FY 2008

Program	Adopted	Children of Disabled Firemen/ Peace Officers	Children of Nurse Faculty	Children of POWs and MIAs				
Statute	54.2111	54.204	54.221	54.209				
Type	Mandatory	Mandatory	Mandatory	Mandatory				
Fiscal Year	Recipients	Total \$	Recipients	Total \$	Recipients	Total \$	Recipients	Total \$
2002-3	0	0	152	273,091	0	0	0	0
2003-4	11	21,455	116	290,107	0	0	2	1,075
2004-5	52	162,915	140	359,862	0	0	4	17,127
2005-6	109	341,766	122	432,592	0	0	0	0
2006-7	197	528,785	118	429,697	80	154,240	0	0
2007-8	224	668,710	139	430,418	87	159,479	1	810
% change	1936.36%	3016.85%	-8.55%	57.61%	8.75%	3.40%	-50.00%	-24.65%
# change since first record	224	647,255	-13	157,326	7	5,239	1	-265
Program	Deaf or Blind	Dependents of Deceased Public Servants	Designated Tuition Exemption	Disabled Police Officer				
Statute	54.205	TGC 615.0225	54.0513(d)	54.2041				
Type	Mandatory	Mandatory	Optional	Optional				
Fiscal Year	Recipients	Total \$	Recipients	Total \$	Recipients	Total \$	Recipients	Total \$
2002-3	2,929	3,889,285	7	22,173	3,755	146,438	7	26,576
2003-4	3,278	5,013,001	65	55,733	3,893	154,115	23	105,617
2004-5	3,424	5,989,262	167	73,233	2,065	199,100	31	130,069
2005-6	3,410	6,455,725	92	76,210	2,027	187,310	36	110,658
2006-7	3,530	7,116,459	198	199,128	3,635	2,369,684	39	117,411
2007-8	3,547	7,895,874	180	238,031	3,889	2,618,658	37	112,884
% change	21.10%	103.02%	2471.43%	973.52%	3.57%	1688.24%	428.57%	324.76%
# change since first record	618	4,006,588	173	215,858	134	2,472,220	30	86,308
Program	Distance Learning Exemption from Fees	Concurrent Enrollment / Min Tuition	Dual Enrollment, Jr. College	Dual Enrollment, All Insts.				
Statute	54.218	54.011	130.008	54.216				
Type	Optional	Mandatory	Optional	Optional				
Fiscal Year	Recipients	Total \$	Recipients	Total \$	Recipients	Total \$	Recipients	Total \$
2002-3	6,752	1,167,806	3,327	1,551,800	30,475	8,927,285	0	0
2003-4	8,781	1,717,157	4,215	2,142,084	30,919	9,991,693	2,541	429,442
2004-5	10,538	2,026,861	5,365	3,481,707	39,681	12,150,585	3,646	1,132,770
2005-6	12,645	2,300,276	5,065	3,610,508	41,416	15,271,189	5,655	1,945,816
2006-7	15,534	2,966,825	10,849	5,438,056	54,180	22,445,933	4,615	3,331,626
2007-8	23,701	3,534,786	8,372	7,510,280	62,432	29,807,207	8,810	7,022,350
% change	251.02%	202.69%	151.64%	383.97%	104.86%	233.89%	246.71%	1535.23%
# change since first record	16,949	2,366,980	5,045	5,958,479	31,957	20,879,922	8,810	7,022,350
Program	Concurrent Enrollment / Min Tuition	Dual Enrollment, Jr. College	Dual Enrollment, All Insts.	Ex-Prisoners Of War				
Statute	54.011	130.008	54.216	54.219				
Type	Mandatory	Optional	Optional	Mandatory				
Fiscal Year	Recipients	Total \$	Recipients	Total \$	Recipients	Total \$	Recipients	Total \$
2002-3	3,327	1,551,800	30,475	8,927,285	0	0	0	0
2003-4	4,215	2,142,084	30,919	9,991,693	2,541	429,442	0	0
2004-5	5,365	3,481,707	39,681	12,150,585	3,646	1,132,770	0	0
2005-6	5,065	3,610,508	41,416	15,271,189	5,655	1,945,816	0	0
2006-7	10,849	5,438,056	54,180	22,445,933	4,615	3,331,626	1	1,123
2007-8	8,372	7,510,280	62,432	29,807,207	8,810	7,022,350	0	0
% change	151.64%	383.97%	104.86%	233.89%	246.71%	1535.23%	-100.00%	-100.00%
# change since first record	5,045	5,958,479	31,957	20,879,922	8,810	7,022,350	-1	-1,123

**Appendix C.1**  
Exemptions, FY 2003-FY 2008

Program	Concurrent Enrollment / Min Tuition		Dual Enrollment, Jr. College		Dual Enrollment, All Insts.		Ex-Prisoners Of War	
<b>Statute</b>	54.011		130.008		54.216		54.219	
<b>Type</b>	Mandatory		Optional		Optional		Mandatory	
<b>Fiscal Year</b>	<b>Recipients</b>	<b>Total \$</b>	<b>Recipients</b>	<b>Total \$</b>	<b>Recipients</b>	<b>Total \$</b>	<b>Recipients</b>	<b>Total \$</b>
2002:3	3,327	1,551,800	30,475	8,927,285	0	0	0	0
2003:4	4,215	2,142,084	30,919	9,991,693	2,541	429,442	0	0
2004:5	5,365	3,481,707	39,681	12,150,585	3,646	1,132,770	0	0
2005:6	5,065	3,610,508	41,416	15,271,189	5,655	1,945,816	0	0
2006:7	10,849	5,438,056	54,180	22,445,933	4,615	3,331,626	1	1,123
2007:8	8,372	7,510,280	62,463	298,472,389	8,779	6,982,318	0	0
% change	151.64%	383.97%	104.96%	3243.37%	245.49%	1525.90%	-100.00%	-100.00%
# change since first record	5,045	5,958,479	31,988	289,545,104	8,779	6,982,318	-1	-1,123
<b>Program</b>	<b>Firefighters taking Fire Science Courses</b>		<b>Foster Care/TX Dpt. Family Protective Services</b>		<b>Fully Funded Courses</b>		<b>Hazlewood Dependents (Credit Hours)</b>	
<b>Statute</b>	54.208		54.211		54.217		54.203(b)	
<b>Type</b>	Mandatory		Mandatory		Optional		Mandatory	
<b>Fiscal Year</b>	<b>Recipients</b>	<b>Total \$</b>	<b>Recipients</b>	<b>Total \$</b>	<b>Recipients</b>	<b>Total \$</b>	<b>Recipients</b>	<b>Total \$</b>
2002:3	1,255	495,984	692	1,068,523	0	0	31	45,709
2003:4	1,456	504,956	950	1,516,086	0	0	8	24,098
2004:5	1,584	659,088	1,324	2,402,494	0	0	9	4,928
2005:6	1,393	705,086	1,563	2,776,286	75	15,573	20	28,836
2006:7	1,661	1,106,579	1,689	3,371,813	223	100,151	17	18,226
2007:8	1,706	1,394,202	2,030	4,134,826	133	50,825	35	54,509
% change	35.94%	181.10%	193.35%	286.97%	77.33%	226.37%	12.90%	19.25%
# change since first record	451	898,219	1,338	3,066,303	58	35,252	4	8,800
<b>Program</b>	<b>Hazlewood Dependents (Non-Credit Hours)</b>		<b>Hazlewood Vets (Credit Hours)</b>		<b>Hazlewood Vets (Non- Credit Hours)</b>		<b>Highest Ranking HS Scholar</b>	
<b>Statute</b>	54.203(b)		54.203(a)		54.203(a)		54.201	
<b>Type</b>	Mandatory		Mandatory		Mandatory		Optional	
<b>Fiscal Year</b>	<b>Recipients</b>	<b>Total \$</b>	<b>Recipients</b>	<b>Total \$</b>	<b>Recipients</b>	<b>Total \$</b>	<b>Recipients</b>	<b>Total \$</b>
2002:3	0	0	8,556	10,570,118	0	0	1,008	2,017,144
2003:4	0	0	8,858	12,974,952	0	0	1,102	2,492,342
2004:5	0	0	8,885	14,379,025	0	0	1,014	3,007,586
2005:6	0	0	8,810	16,852,836	0	0	1,090	4,214,337
2006:7	0	0	9,096	19,633,735	0	0	1,077	4,612,080
2007:8	3	1,670	9,306	21,814,203	288	313,062	1,068	4,999,269
% change	n/a	n/a	8.77%	106.38%	n/a	n/a	5.95%	147.84%
# change since first record	3	1,670	750	11,244,085	288	313,062	60	2,982,125
<b>Program</b>	<b>Irrelevant Fees Exemption</b>		<b>National Guard Waiver (FY08)</b>		<b>Osteopathic Manipulative Medicine</b>		<b>Out-of-District Students</b>	
<b>Statute</b>	54.5035(a)		54.2155		54.5035(b)		130.0032	
<b>Type</b>	Optional		Mandatory		Optional		Optional	
<b>Fiscal Year</b>	<b>Recipients</b>	<b>Total \$</b>	<b>Recipients</b>	<b>Total \$</b>	<b>Recipients</b>	<b>Total \$</b>	<b>Recipients</b>	<b>Total \$</b>
2002:3	11,972	3,065,238	0	0	0	0	876	422,814
2003:4	10,175	3,008,375	0	0	0	0	879	928,785
2004:5	10,567	3,129,033	0	0	0	0	608	339,094
2005:6	10,924	4,335,256	0	0	0	0	688	351,330
2006:7	12,574	9,818,294	7	5,049	0	0	761	442,416
2007:8	13,389	11,539,295	7	4,230	16	98,936	617	396,309
% change	11.84%	276.46%	n/a	-16.22%	n/a	n/a	-29.57%	-6.27%
# change since first record	1,417	8,474,057	0	-819	16	98,936	-259	-26,505



**Appendix C.1**  
Exemptions, FY 2003-FY 2008

Program	Preceptors and/or their Children		Presidential Educational Scholarship		Prorated Fees for Term Length		Senior Citizen Lowered Tuition 55 +	
<b>Statute</b>	54.222		54.5035(b)		54.5025		54.013	
<b>Type</b>	Mandatory		Optional		Optional		Optional	
<b>Fiscal Year</b>	<b>Recipients</b>	<b>Total \$</b>	<b>Recipients</b>	<b>Total \$</b>	<b>Recipients</b>	<b>Total \$</b>	<b>Recipients</b>	<b>Total \$</b>
2002-3	0	0	0	0	0	0	1,101	142,144
2003-4	0	0	0	0	0	0	904	146,924
2004-5	0	0	0	0	0	0	833	160,371
2005-6	0	0	0	0	0	0	838	151,228
2006-7	88	44,911	0	0	0	0	761	136,413
2007-8	136	77,759	41	10,655	0	0	793	219,640
% change	54.55%	73.14%	n/a	n/a	n/a	n/a	-27.97%	54.52%
# change since first record	136	77,759	41	10,655	0	0	-308	77,496
<b>Program</b>	<b>Senior Citizen 65 + for Audit Hours</b>		<b>Senior Citizen 65+ for &lt;= 6 SCH</b>		<b>Student Services Fee Exemption</b>		<b>Texas Tomorrow Fund / Pub. Univ.</b>	
<b>Statute</b>	54.210(b)		54.210(c)		54.503(e)		54.624	
<b>Type</b>	Optional		Optional		Optional		Mandatory	
<b>Fiscal Year</b>	<b>Recipients</b>	<b>Total \$</b>	<b>Recipients</b>	<b>Total \$</b>	<b>Recipients</b>	<b>Total \$</b>	<b>Recipients</b>	<b>Total \$</b>
2002-3	266	106,888	3,634	571,883	695	178,352	0	0
2003-4	165	98,824	3,122	538,544	701	135,036	0	0
2004-5	164	107,869	2,582	562,152	632	374,912	5,589	6,518,802
2005-6	147	105,621	2,403	480,690	534	361,762	8,464	10,328,874
2006-7	221	180,899	3,299	753,956	402	200,504	9,537	12,988,773
2007-8	174	155,294	3,422	751,481	405	276,394	10,606	13,871,412
% change	-34.59%	45.29%	-5.83%	31.40%	-41.73%	54.97%	89.77%	112.79%
# change since first record	-92	48,406	-212	179,598	-290	98,042	5,017	7,352,610
<b>Program</b>	<b>Three Peat Fee</b>		<b>Tuition Reduction for &gt;= 15 Hours</b>					
<b>Statute</b>	54.014(F)		54.010					
<b>Type</b>	Optional		Optional					
<b>Fiscal Year</b>	<b>Recipients</b>	<b>Total \$</b>	<b>Recipients</b>	<b>Total \$</b>				
2002-3	0	0	266	15,171				
2003-4	0	0	375	40,584				
2004-5	0	0	581	65,799				
2005-6	0	0	632	154,836				
2006-7	16	6,200	0	0				
2007-8	155	72,325	0	0				
% change	868.75%	1066.53%	-100.00%	-100.00%				
# change since first record	155	72,325	-266	-15,171				

**Appendix C.2**  
Waivers, FY 2003-FY 2008

Program	Statute	100 Mile		Academic Common Market		Biomedical MD/PhD		Border County / Parish	
		Type		Type		Type		Type	
		Optional		Optional		Mandatory		Optional	
<b>Fiscal Years</b>		<b>Recipients</b>	<b>Total \$</b>	<b>Recipients</b>	<b>Total \$</b>	<b>Recipients</b>	<b>Total \$</b>	<b>Recipients</b>	<b>Total \$</b>
	2002-3	888	3,664,669	157	316,997	71	659,002	2,094	7,620,576
	2003-4	734	3,908,500	118	313,983	76	727,722	2,044	8,597,619
	2004-5	770	3,970,783	108	361,210	92	833,944	1,984	8,741,495
	2005-6	654	3,861,754	118	332,555	104	848,877	1,938	9,084,908
	2006-7	627	3,263,050	109	330,517	87	878,235	1,886	8,633,050
	2007-8	485	2,771,741	105	296,184	76	728,837	1,875	8,758,131
	% change, FY2003-FY2008	-45.38%	-24.37%	-33.12%	-6.57%	7.04%	10.60%	-10.46%	14.93%
	# change since first record	-403	-892,928	-52	-20,813	5	69,835	-219	1,137,554
<b>Program</b>		<b>Citizens of Mexico</b>		<b>Citizens of Mexico (Pilot)</b>		<b>College Teachers, Profs. etc.</b>		<b>Compet. Schol. Graduate Academic</b>	
	Statute	54.060(b)		54.060(b)		54.059		54.064	
	Type	Mandatory		Optional		Mandatory		Mandatory in 08	
<b>Fiscal Years</b>		<b>Recipients</b>	<b>Total \$</b>	<b>Recipients</b>	<b>Total \$</b>	<b>Recipients</b>	<b>Total \$</b>	<b>Recipients</b>	<b>Total \$</b>
	2002-3	2,432	11,093,942	249	1,164,791	1,219	3,938,677	5,438	24,613,552
	2003-4	2,428	12,858,495	203	1,183,898	1,172	3,913,907	6,111	29,673,714
	2004-5	2,613	14,316,487	274	1,733,287	1,058	4,472,406	6,243	33,885,303
	2005-6	2,507	14,771,726	280	1,920,975	845	4,171,296	6,738	37,075,204
	2006-7	2,625	15,138,435	301	2,016,925	818	3,965,871	6,690	37,267,014
	2007-8	2,589	15,316,015	280	2,576,647	766	3,684,422	6,647	43,756,742
	% change, FY2003-FY2008	19.03%	43.33%	12.45%	121.21%	-37.16%	-6.46%	22.23%	77.77%
	# change since first record	157	4,222,073	31	1,411,856	-453	-254,255	1,209	19,143,190
<b>Program</b>		<b>Compet. Schol. Graduate Nonacademic</b>		<b>Compet. Schol. Undergraduate Nonacademic</b>		<b>Economic Development</b>		<b>Foreign Service Officer</b>	
	Statute	54.064		54.064		54.073		54.070	
	Type	Mandatory in 08		Mandatory in 08		Mandatory		Mandatory	
<b>Fiscal Years</b>		<b>Recipients</b>	<b>Total \$</b>	<b>Recipients</b>	<b>Total \$</b>	<b>Recipients</b>	<b>Total \$</b>	<b>Recipients</b>	<b>Total \$</b>
	2002-3	141	781,801	1,186	5,103,586	85	189,759	0	0
	2003-4	107	632,933	1,137	5,655,079	72	235,984	0	0
	2004-5	52	356,679	1,282	7,311,208	240	1,119,072	0	0
	2005-6	43	255,026	1,176	7,923,754	238	1,303,262	0	0
	2006-7	48	240,397	1,767	9,407,007	170	1,514,503	0	0
	2007-8	51	285,033	1,202	8,505,517	268	1,654,596	0	0
	% change, FY2003-FY2008	-63.83%	-63.54%	1.35%	66.66%	215.29%	771.95%	n/a	n/a
	# change since first record	-90	-496,768	16	3,401,931	183	1,464,837	0	0
<b>Program</b>		<b>Hurricane Katrina Waiver</b>		<b>Military in Texas</b>		<b>NATO Families</b>		<b>Nursing Graduates</b>	
	Statute			54.058		54.074		54.069	
	Type	Mandatory		Mandatory		Mandatory		Optional	
<b>Fiscal Years</b>		<b>Recipients</b>	<b>Total \$</b>	<b>Recipients</b>	<b>Total \$</b>	<b>Recipients</b>	<b>Total \$</b>	<b>Recipients</b>	<b>Total \$</b>
	2002-3	0	0	10,198	15,925,053	374	971,543	0	0
	2003-4	0	0	10,343	15,941,229	398	1,322,987	4	13,844
	2004-5	0	0	11,610	18,954,454	283	1,267,592	3	20,785
	2005-6	2,879	5,818,178	8,849	18,207,787	185	1,073,766	2	6,669
	2006-7	16	51,485	7,385	16,028,406	202	1,194,545	5	10,517
	2007-8	0	0	7,779	13,457,990	203	1,247,692	10	18,292
	% change, FY2003-FY2008	-100.00%	-100.00%	-23.62%	-15.22%	-87.69%	-43.71%	150.00%	32.13%
	# change since first record	-2,879	-5,818,178	-2,419	-2,467,063	-171	276,149	6	4,448

**Appendix C.2**  
*Waivers, FY 2003-FY 2008*

Program	Border States		Public Health		Radiology at MSU		TA and RA	
Statute	54.060(a)		54.060(b)		54.058(h)		54.063	
Type	Optional		Mandatory		Optional		Mandatory	
Fiscal Years	Recipients	Total \$	Recipients	Total \$	Recipients	Total \$	Recipients	Total \$
2002-3	2,369	2,658,627	4	15,689	0	0	15,147	54,063,602
2003-4	2,819	3,257,169	0	0	0	0	14,116	59,900,144
2004-5	3,129	4,249,509	0	0	0	0	14,291	66,065,697
2005-6	2,998	4,406,648	0	0	0	0	14,736	71,953,761
2006-7	2,865	4,825,294	0	0	0	0	14,886	72,873,683
2007-8	3,009	4,770,565	0	0	0	0	14,575	80,952,727
% change, FY2003-FY2008	27.02%	79.44%	-100.00%	-100.00%	n/a	n/a	-3.78%	49.74%
# change since first record	640	2,111,938	-4	-15,689	0	0	-572	26,889,126
Program	Compet. Schol. Undergraduate Academic		Tech fee at UT Austin		Texas Tomorrow Fund Contract		Good Neighbor	
Statute	54.064		65.45		54.621(c)		54.207	
Type	Mandatory in 08		Optional		Mandatory		Optional	
Fiscal Years	Recipients	Total \$	Recipients	Total \$	Recipients	Total \$	Recipients	Total \$
2002-3	5,003	24,662,708	0	0	0	0	217	1,366,375
2003-4	5,704	29,300,711	0	0	0	0	208	1,552,166
2004-5	5,840	33,670,456	0	0	42	199,624	219	1,600,815
2005-6	6,279	41,548,838	6	48,133	43	680,753	211	1,660,227
2006-7	6,961	40,012,094	19	167,083	100	455,691	233	2,102,331
2007-8	6,625	43,372,002	19	241,257	65	556,669	246	2,436,769
% change, FY2003-FY2008	32.42%	75.86%	216.67%	401.23%	54.76%	178.86%	13.36%	78.34%
# change since first record	1,622	18,709,294	13	241,257	23	357,045	29	1,070,394
Program	Olympic Programs Waiver							
Statute	54.073							
Type	Mandatory							
Fiscal Years	Recipients	Total \$						
2002-3	0	0						
2003-4	0	0						
2004-5	0	0						
2005-6	1	828						
2006-7	0	0						
2007-8	2	10,564						
% change, FY2003-FY2008	100.00%	1175.85%						
# change since first record	1	10,564						