

# Equity Center

*Standing up for Texas children*

Wayne Pierce, EdD

Executive Director

May 19, 2010

[www.equitycenter.org](http://www.equitycenter.org)

**We all drink from the  
same pond.**

# Funding the Maintenance and Operations of Texas Public Schools is Limited

All M&O Property Tax Collections

State M&O Funding  
(FSP, ASATR-Target Revenue,  
etc)

Available  
School Fund

100% of Funding for the Texas Public Schools System  
Maintenance & Operations

**We all drink from the  
same pond.**

**The pond is drying up.**

# Basic Formula Fact

The formulas used to determine Tier 1 allotments typically have the same structure.

$$\text{\$AA} * \text{Student Count} * \text{Weight}$$

Derived from  
Basic Allotment

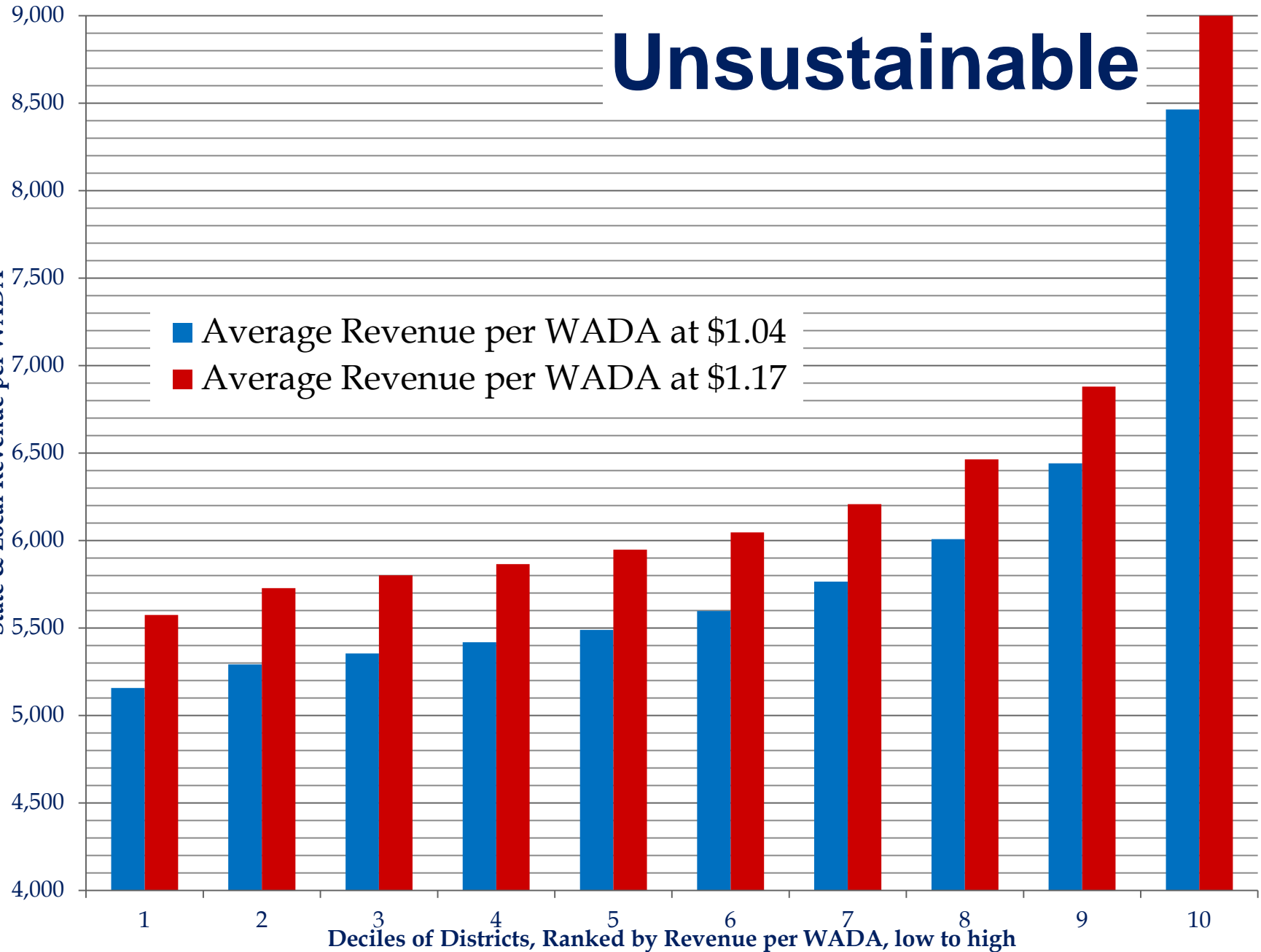


What is the proper weight you can multiply by a wrong number to get a right answer?

# Unsustainable

State & Local Revenue per WADA

- Average Revenue per WADA at \$1.04
- Average Revenue per WADA at \$1.17



# The impact of the situation today.

	<b>Austin ISD</b> \$1.00 CTR	<b>Fort Worth ISD</b> \$1.00 CTR	<b>Total Funding Gaps</b>
<b>Funding Level</b>	<b>\$6,100</b> per WADA	<b>\$5,100</b> per WADA	<b>\$1,000</b> per WADA



# The impact of the situation today.

	<b>Austin ISD</b> \$1.00 CTR	<b>Fort Worth ISD</b> \$1.00 CTR	<b>Total Funding Gaps</b>
<b>Funding Level</b>	\$6,100 per WADA	\$5,100 per WADA	<b>\$1,000</b> per WADA
<b>100,000 WADA in each district</b>	<b>\$610,000,000</b>	<b>\$510,000,000</b>	<b>\$100,000,000</b>

# The on-going impact of the situation.

	<b>Austin ISD \$1.00 CTR</b>	<b>Fort Worth ISD \$1.00 CTR</b>	<b>Total Funding Gaps</b>
<b>Funding Level</b>	<b>\$6,100 per WADA</b>	<b>\$5,100 per WADA</b>	<b>\$1,000 per WADA</b>
<b>100,000 WADA in each district</b>	<b>\$610,000,000</b>	<b>\$510,000,000</b>	<b>\$100,000,000</b>
<b>Assume 1% New WADA (1,000)</b>	<b>+ \$6,100,000</b>	<b>+ \$5,100,000</b>	<b>+ \$1,000,000</b>

# The on-going impact of the situation.

	<b>Northwest ISD \$1.00 CTR</b>	<b>Edgewood ISD \$1.00 CTR</b>	<b>Total Funding Gaps</b>
<b>Tier 1 Funding Level</b>	<b>\$6,830 per WADA</b>	<b>\$5,070 per WADA</b>	<b>\$1,760 per WADA</b>
<b>16,000 WADA in each district</b>	<b>\$109,000,000</b>	<b>\$81,000,000</b>	<b>\$28,000,000</b>
<b>160 New WADA</b>	<b>+ 1,090,000</b>	<b>+ \$810,000</b>	<b>+ \$280,000</b>

# An Efficient Process

... increases funding more for the districts at or near the bottom, functions regardless of the amount of money that is available, improves efficiency in funding among districts, improves student learning, and treats taxpayers fairly.

# Toward a fairer, more efficient funding system

First: Set the Basic Allotment at an appropriate level.

Inflation

Community Expectations

Accountability Standards

Second: Adjust district and student weights; I&S and Tier 2 guaranteed levels

Cost-based Studies

Inflation

High tax rate/Low  
Capacity

Third: Determine target revenue hold-harmless funding levels, etc.

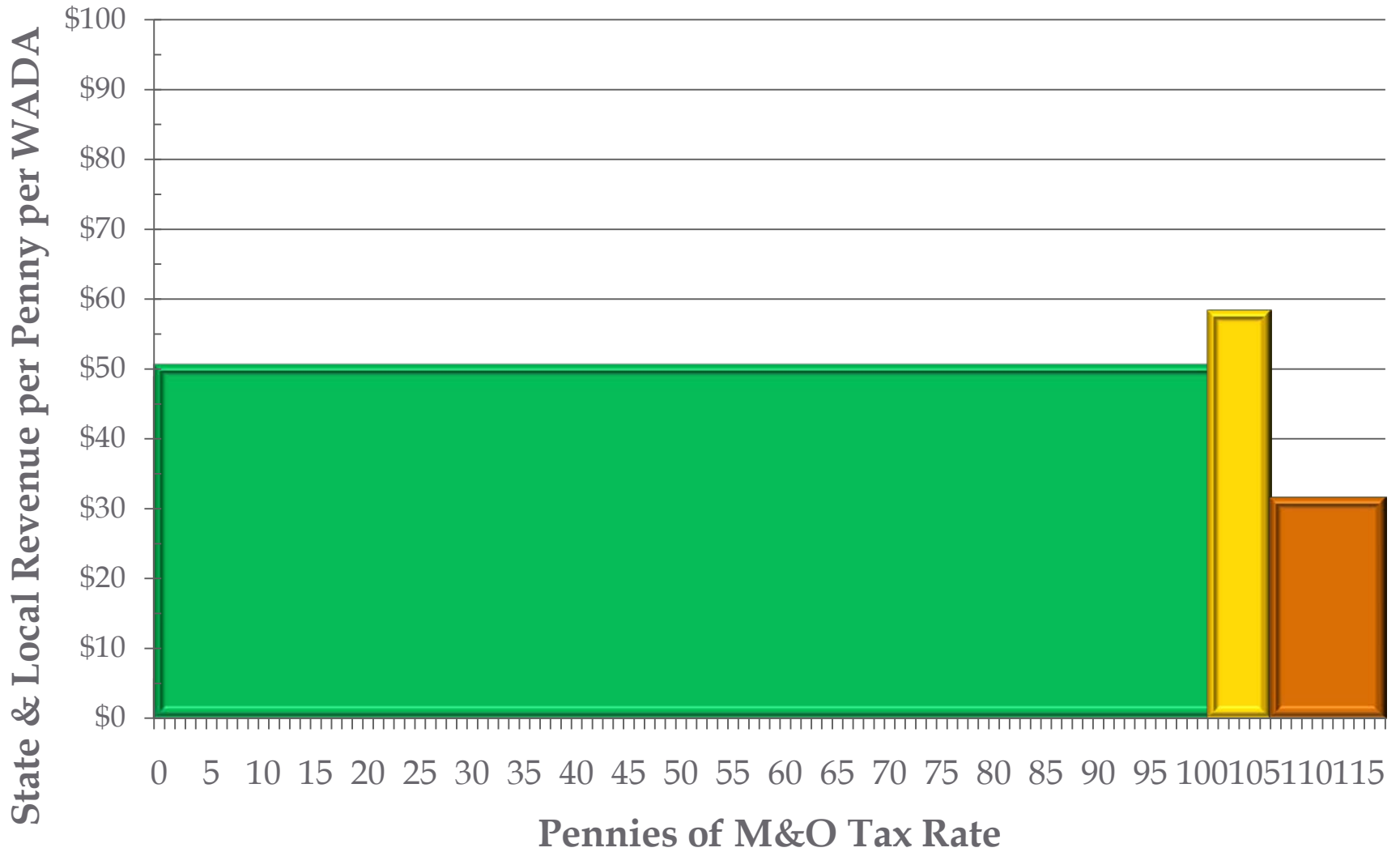
Available Funding

Existing TRHH Levels

# School Funding Footprints

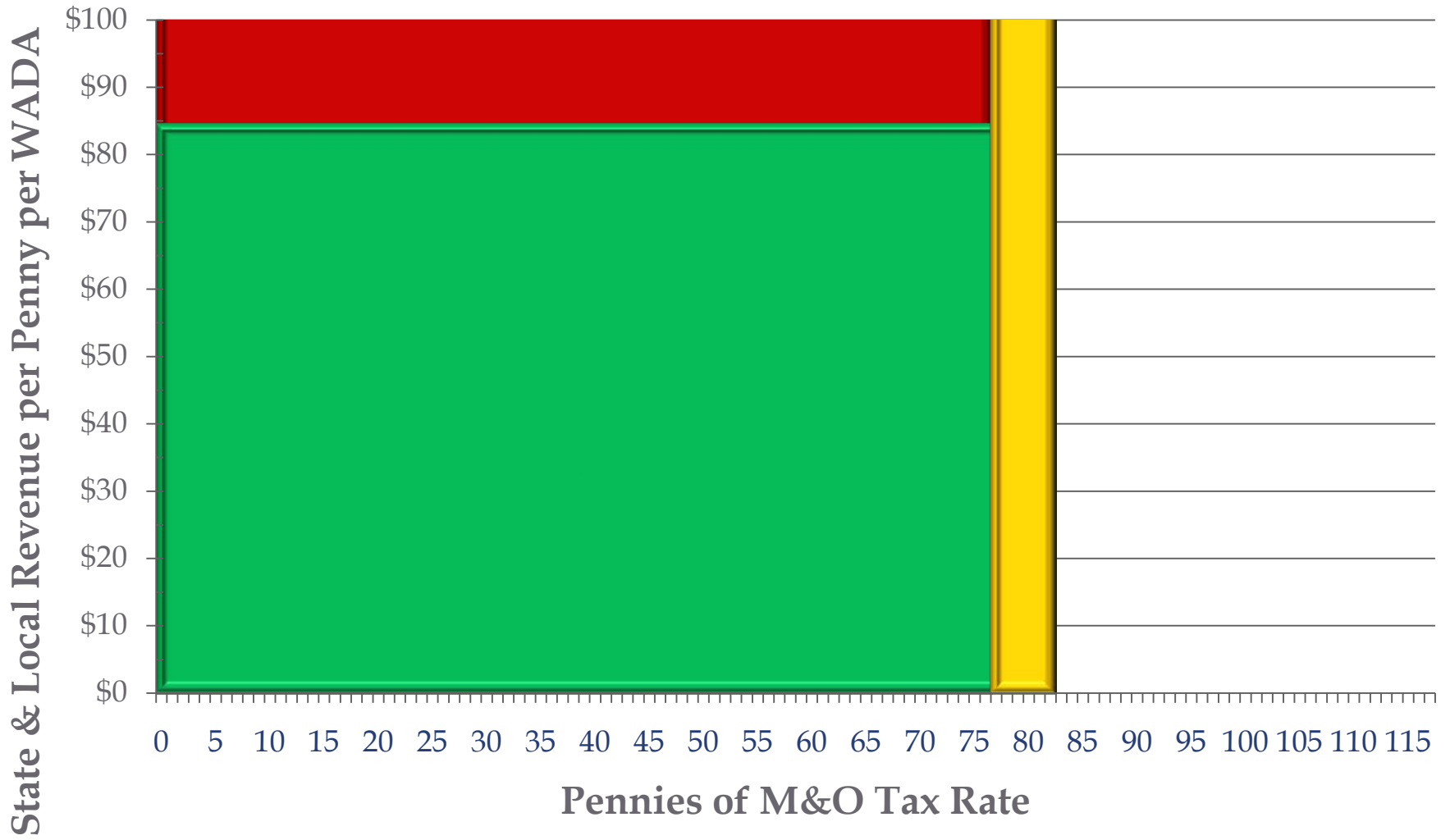
- Recapture
  - Tier 1 Basic Program Amount
  - Tier 2, Second Level
- Target Revenue Hold-Harmless
  - Tier 2, First Level

Edgewood ISD



- Recapture
  - Tier 1 Basic Program Amount
  - Tier 2, Second Level
- Target Revenue Hold-Harmless
  - Tier 2, First Level

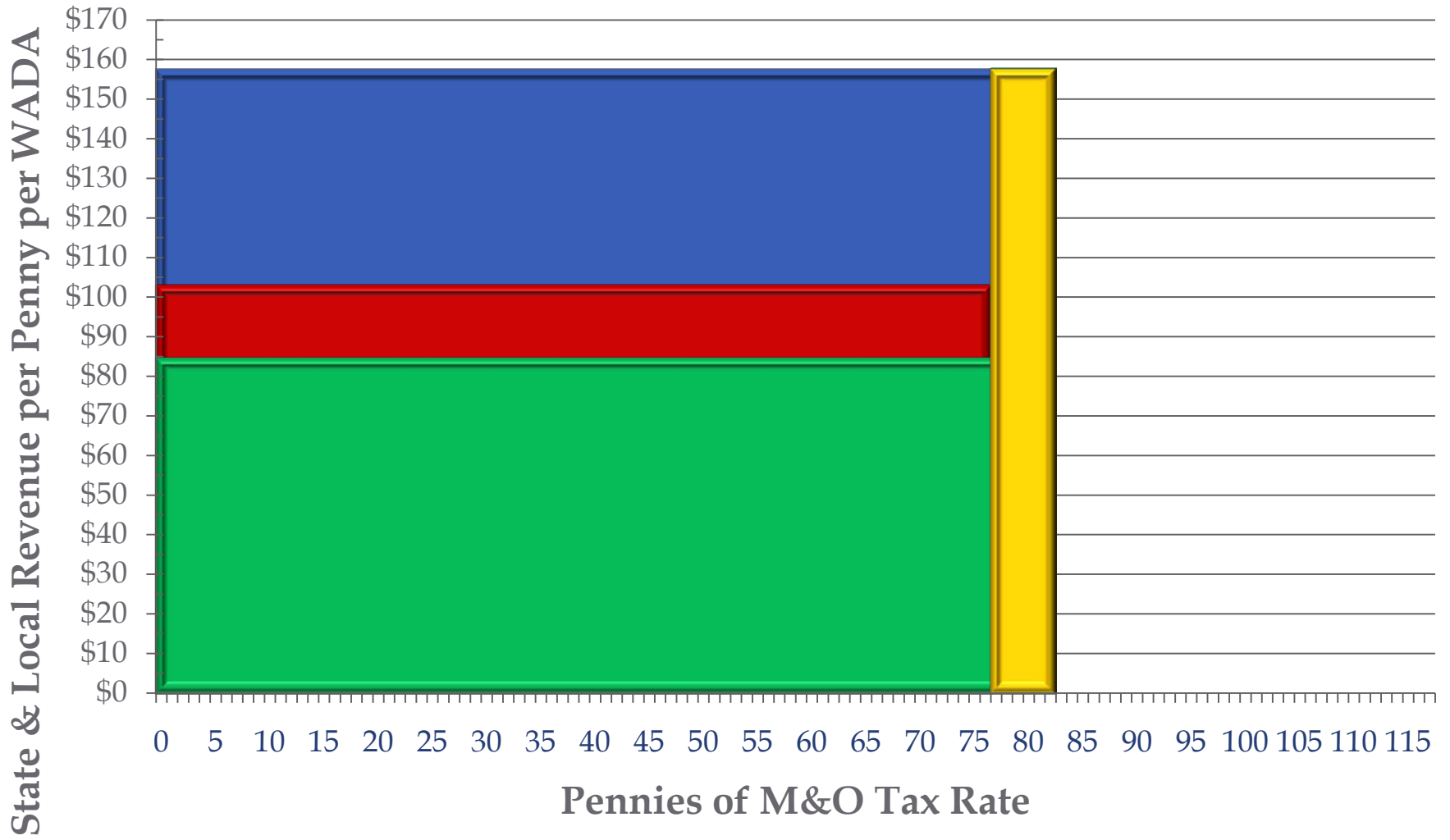
Glenrose ISD





- Recapture
- Target Revenue Hold-Harmless
- Tier 1 Basic Program Amount
- Tier 2, First Level
- Tier 2, Second Level

Glenrose ISD



# Equity Center

*Standing up for Texas children*

[www.equitycenter.org](http://www.equitycenter.org)