



Susan Combs Texas Comptroller of Public Accounts

Susan Combs Texas Comptroller of Public Accounts

TELL THE TRUTH TEXAS

It's your right to know how much your government owes.

Spotlighting Local Government Finance

Information technology has vastly changed our ability to provide access to government data — and the public's expectations for such access.

In a world in which oceans of information are available to anyone with a mobile device, taxpayers deserve similar access to meaningful data on how government agencies spend their dollars, and for what purposes. Increasingly, they demand it.

Since January 2007, the Texas Comptroller's office has been a tireless advocate for financial transparency at all levels of government. We've opened the state's books for taxpayers, shining a light on the ins and outs of revenue and debt that affect the people who actually pay the bills. And we're not stopping now.

Our local governments need the same sort of sunshine. Local finances account for more than half of all Texas state and local taxes and four-fifths of its government debt — \$200.2 billion at the end of fiscal 2013. Local spending and debt are skyrocketing, as is the sheer number of government bodies that levy taxes and issue debt in your name.

Tell the Truth Texas will be a place where we to collect all available information on local government finances in our state, including the existing and proposed debt of cities, counties, school and hospital districts and hundreds of special-purpose districts throughout Texas.

Stay tuned — more to come!

What's New?

Tweets



Tell the Truth Texas

32m

In the News - Ovilla earns first platinum award for financial transparency @tjy/fidmrt

Tell the Truth Texas

35m

In the News - Connal County receives Platinum award @tjy/fidmrt

Tell the Truth Texas

38m

In the News - Arlington ISD admits half-billion

BOND Elections

Be an informed voter! Check out the bond election tools and resources available.

Featured Video

A Taxpayer
Timeline for
Local Bond
Elections



This video outlines the many steps local governments must take to inform voters in the days and weeks leading up to local bond elections.

**In 2013, launched new site --
TelltheTruthTexas.org --
after 83rd Legislative session
ended and transparency bills
did not make it to a vote.**

**Designed to gather all
available information about
existing state and local
government debt, proposed
new debt and what voters
have a right to know.**



Susan Combs, Texas Comptroller of Public Accounts

Provides Notice of Upcoming Bonds

Upcoming Bond Election Roundup



Election day is May 10, and many Texas communities are proposing new debt through local bond elections. Because there is no known guaranteed public resource of local bond elections, information about these elections and the amount of debt being proposed in categories is often difficult to find.

The Top Texas Upcoming Bond Election Roundup attempts to solve this problem by providing you with easy access to upcoming bond propositions in Texas.

We also provide debt totals and trends for Texas cities, school districts and community college districts as well as 100 of the most populous counties in the Debt & Finance Bureau on [TexasTransparency.com](#). If any of the entities listed in the roundup appear in Debt at a Glance, we'll link to that page for additional detail context.

Debt Counter

Here's the total dollar amount of local bond propositions slated for the May 2014 elections, as reflected in the Roundup. The amount updates when additional bond propositions are added.

\$6,530,380,300

Submit Bond Elections

We provide our best accounting of what you need to know — and when — in the days and weeks leading up to upcoming bond elections in Texas. While we've cross-checked with listings prepared by the Texas Bond Review Board and the Municipal Advisory Council, our list may not be complete.

We encourage you to let us know of upcoming elections not listed here.

April 22 is the deadline for government entities to post an election notice and debt obligation order for the May 10 election. Early voting begins April 28.

Election Date	Entity	Type	County	Tax Supported Debt (as of 8/31/13)**	Prop	Purpose	Proposed Amount
5/2014	Argyle ISD	ISD	Denton	\$52,214,339	1	School Building & Buses	\$45,000,000
5/2014	Arlington ISD	ISD	Tarrant	\$445,144,720	1	School Construction, Athletic Facilities, Fire Arts, Safety, Security, & Technology, Transportation	\$683,100,000
5/2014	Cameron ISD	ISD	Milam	\$17,192,900	1	Athletic Facilities	\$5,650,000
5/2014	Centerville ISD (Leon County)	ISD	Leon	N/A	1	School Construction and Mechanical Upgrades	\$17,000,000
5/2014	Chapel Hill ISD (Smith County)	ISD	Smith	\$22,605,000	1	Athletic Facilities School Construction	\$21,000,000
5/2014	Cjilton ISD	ISD	Bosque, Coryell	\$2,905,000	1	School Building & New Auditorium	\$23,300,000
5/2014	Cypress-Fairbanks ISD	ISD	Harris	\$1,738,504,377	1	Security & Safety Enhancements, Facilities Renovations, Transportation, Technology, New Facilities	\$1,209,280,000
5/2014	Dickinson ISD	ISD	Galveston	\$223,847,963	1	New Elementary and Middle School	\$58,000,000
5/2014	Dripping Springs ISD	ISD	Hays, Travis	\$126,574,999	1	School Buildings, Athletic Facilities, Road Access & Technology	\$92,410,000
5/2014	Earnes ISD	ISD	Travis	\$136,275,000	1	School Construction, Security and Technology	\$89,500,000
5/2014	East Bernard ISD	ISD	Wharton	\$2,735,000	1	New High School & Renovations	\$24,900,000
5/2014	Eula ISD	ISD	Callahan, Taylor	\$4,160,000	1	School Building, Technology, & Buses	\$1,277,648
5/2014	Eula ISD	ISD	Callahan, Taylor	\$4,160,000	2	Refunding Maintenance	\$1,222,351
5/2014	Falls City ISD	ISD	Karnes, Wilson	\$1,120,000	1	School Building & Auditorium	\$39,500,000
5/2014	Farmers Branch	City	Dallas	\$29,045,000	1	Street and Drainage Improvements	\$23,500,000
5/2014	Fort Worth	City	Tarrant	\$780,725,000	1	Transportation and Infrastructure	\$592,000,000
5/2014	Franship ISD	ISD	Hockley, Lubbock	\$173,169,461	1	School Construction of 9th Grade Center and Elementary School, Technology and Security	\$85,200,000
5/2014	Frisco ISD	ISD	Collin, Denton	\$1,353,110,643	1	School Construction, Technology, Support Facilities Renovations	\$775,000,000
5/2014	Gainesville	City	Cooke	\$32,635,000	1	Street and Road Improvements	\$10,000,000
5/2014	Gladevale ISD	ISD	Gregg, Smith, Upshur	\$0	1	New Middle School and renovations	\$35,000,000
5/2014	Grady ISD	ISD	Marlin	\$7,055,000	1	School Building & Stadium	\$38,000,000
5/2014	Greenville ISD	ISD	Hunt	\$22,610,000	1	School Construction, Security and Technology	\$72,275,000
5/2014	Hallettsville ISD	ISD	Colorado, Jackson, Lavaca, Woodson	\$12,505,000	1	School Building	\$11,630,000



And Results of Recent Elections

Election Date	Entity	Type	County	Prop	Purpose	Amount	Status
11/2013	Athlene ISD	ISD	Jones, Taylor	1	School Building	\$87,880,000	Approved
5/2013	Academy ISD	ISD	Bell	1	School buildings	\$17,200,000	Approved
5/2013	Avarado ISD	ISD	Johnson	1	School buildings	\$38,200,000	Approved
11/2013	Avon ISD	ISD	Brazoria	1	School Building	\$212,445,000	Approved
11/2013	Amarillo	City	Potter, Randall	1	Parks and Recreation	\$31,500,000	Deleted
5/2013	Amarillo ISD	ISD	Potter	1	General Obligation -- school buildings	\$99,450,000	Approved
5/2013	Amarillo ISD	ISD	Randall	2	General Obligation -- school buildings	\$99,450,001	Approved
5/2013	Anderson-Shiro CISD	ISD	Grimes	1	Sports Complex	\$4,765,000	Approved
5/2013	Anderson-Shiro CISD	ISD	Grimes	2	Maintenance Facilities	\$1,400,000	Approved
5/2013	Anderson-Shiro CISD	ISD	Grimes	3	Sch Bldg	\$1,655,000	Approved
5/2013	Anthony ISD	ISD	El Paso	1	School building	\$3,000,000	Approved
5/2013	Aspermont ISD	ISD	Stonewall	1	School Building	\$8,700,000	Approved
11/2013	Austine	City	Hays, Travis,	1	Affordable Housing	\$65,000,000	Approved
				1	Equipment and Technology	\$140,566,000	Approved
				2	Safety, Security, Relief from Overcrowding	\$233,950,000	Deleted
				3	Academic and Building Infrastructure Renovations	\$349,165,000	Approved
				4	Academic Initiatives, Fine Arts and Athletics	\$168,564,000	Deleted

Bond Election Results Roundup

The Comptroller's office is compiling and publishing the results of local bond elections held recently across the state, starting with May 2013 elections. Here you can track the outcomes of bond debt proposals in other cities, counties and school districts, as well as your own. If you know of a result or election we missed, please let us know.

We also provide debt totals and trends for Texas' cities, school districts and community college districts and the largest counties in Debt at a Glance on our website TexasTransparency.org. If any of the entities listed in the Roundup appear in Debt at a Glance, we link to that page for additional debt context.



Susan Combs Texas Comptroller of Public Accounts

Debt-at-a-Glance

Provides important context for local government debt.

Includes debt for all cities, school districts and community college districts plus 100 most populous counties

DEBT at a Glance

The Comptroller's office has compiled debt statistics on all Texas cities, school districts and community college districts, as well as for Texas and the state's 100 most populous counties. You'll find a wealth of data in each user-friendly, one-stop summary. We're currently collecting data for the remaining Texas counties, so if you don't find the county information you are looking for, please check back soon. To receive updates when we add information or make changes, please sign up to receive Debt at a Glance email updates.

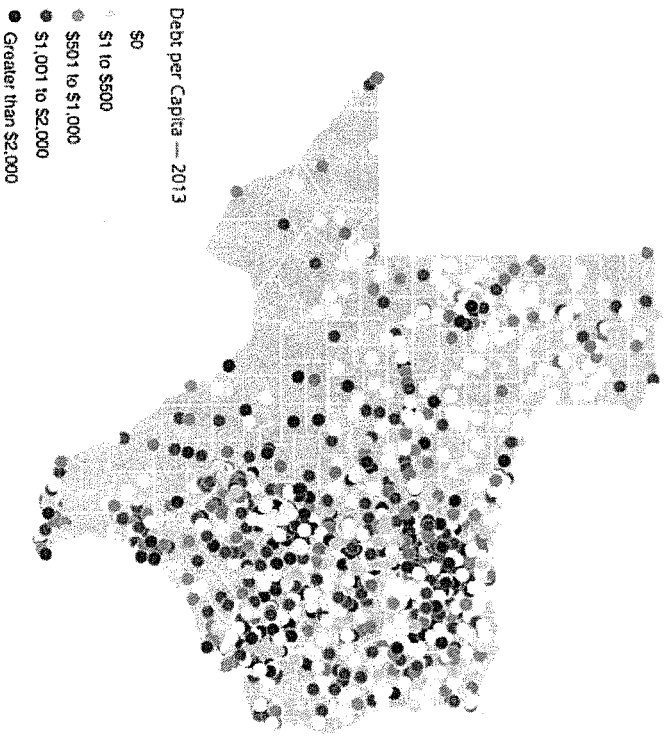
Find your city in the map below.

For more information on the types of debt, refer to our [Debt Glossary](#).

Select your starting point:

- State
 - Counties
 - Cities
 - Independent School Districts (ISDs)
 - Community/Junior College Districts
- Simply find and select a city in the drop-down menu and click GO.

Abbott :




Download 2013 city debt data. CSV 4.22K



Debt Overview and Context

Texas Transparency

Open government is accountable government. See your tax dollars at work in Texas.



- Home
 - State Finance
 - Local Government
 - Special Features
 - Tools
 - Data Center
- Home » Social Features » Debt at a Glance


DEBT at a Glance

- Debt Obligations
- Trends
- Tax Rates
- Comparison
- Certificates of Obligation
- Bond Elections
- Authorized but Unissued CAFRs

Houston ISD is located in Harris County, and had an enrollment of 202,586 in 2013. The district has a total of 274 campus(es), including 179 elementary school(s), 43 middle school(s) and 45 high school(s), as well as 7 combined campus(es).



Texas Comptroller
Leadership Circle



Source: Texas Education Agency



CURRENT DEBT OBLIGATIONS

Debt Outstanding for Houston ISD, as of August 31,

2013 [What's this?]

Voter Approved Tax-Supported Debt [?] \$2,359,968,183

Maintenance and Operations Tax-Supported Debt [?] \$84,988,361

Revenue Supported Debt [?] \$0

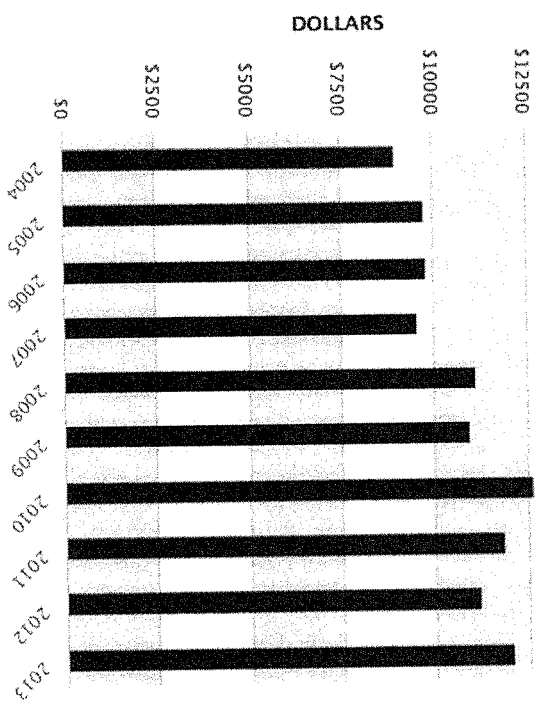
Lease Revenue Obligations [?] \$10,711,963

Source: Texas Bond Review Board

DEBT TRENDS

TAX-SUPPORTED DEBT PER STUDENT CHANGED
By +34.4%
FROM 2003-2004 TO 2012-2013.

Houston ISD Outstanding Tax-Supported Debt Per Student: 10-Year Trend



Sources: Texas Bond Review Board, Texas Education Agency, Bureau of Labor Statistics
Ratio reflects tax-supported debt in 2013 dollars divided by enrollment in the school year ending in the relevant year. The 2012 and 2013 tax-supported debt data reflects cash defeasances, but prior years' debt data may not. Some tax-supported debt issued before 2002 may not be reflected.



CURRENT TAX RATES

Sales Tax Rate in Fiscal Year 2013

Sales Tax Rate:

N/A

Property Tax Rates in Calendar Year 2012
(Per \$100 Valuation)

Voter Approved Tax-Supported Debt:

\$0.150000

Maintenance & Operations:

\$1.006700

Total Property Tax Rate:

\$1.156700

AUTHORIZED BUT UNISSUED TAX-SUPPORTED DEBT

After voters approve tax-supported debt for a local entity in an election, the entity applies to the Attorney General (OAG) to approve issuance before debt is issued. Typically, the entity does not apply for the OAG to approve the total debt package at once, but rather over time so that it can manage the projects and reduce interest expense. Authorized but unissued tax-supported debt totals are the remaining voter approved tax-supported debt that the entity has not issued yet and may be issued in the future.

Election	Prop	Purpose	Authorized	Issued	Unissued
11/2012	Prop. 1	School Building	\$1,890,000,000	\$1,888,300,000	\$1,700,000

Source: Texas Bond Review Board

Note: Reflects authorized but unissued debt as of August 31, 2013. Some debt authorized before 2002 but still unissued may not be reflected. The 2012 and 2013 tax-supported debt data has been reconciled for cash defeasances.



HOW HOUSTON ISD COMPARES

Tax-Supported Debt Outstanding for School Districts of Similar Size, as of August 31, 2013

District Name	Tax-Supported Debt Outstanding	Tax-Supported Debt Outstanding per Student	Enrollment
HOUSTON ISD	\$2,444,956,544	\$12,069	202,586
Dallas ISD	\$2,470,770,000	\$15,571	158,680
Cypress-Fairbanks ISD	\$1,738,504,377	\$15,843	109,733
Northside ISD (Bexar County)	\$1,774,025,000	\$17,843	99,426
Austin ISD	\$907,840,068	\$9,368	86,233
Fort Worth ISD	\$672,514,995	\$8,078	83,255
Fort Bend ISD	\$888,786,152	\$12,858	69,123
North East ISD	\$1,444,614,128	\$21,338	67,701
Aldine ISD	\$387,010,000	\$5,916	65,415
Arlington ISD	\$445,144,720	\$6,858	64,913

MOST RECENT BOND ELECTION

Houston ISD had no bonds on the ballot in **May 2013** or **November 2013**.

Source: Houston ISD
Note: Does not reflect authorized but unissued debt, if any, approved at earlier elections.

PROPOSED BOND ISSUANCES

Election	Proposition	Purpose	Amount
			None

Note: Reflects only referenda currently known and verified by the Comptroller's office at this time.

For a full list statewide, see the Upcoming Bond Election Roundup.



Susan Combs, Texas Comptroller of Public Accounts

CURRENT DEBT OBLIGATIONS

Debt Outstanding Houston, Texas as of August 31, 2013 (What's this?)

Tax-Supported Debt	771	\$3,989,060,000
Revenue-Supported Debt	111	\$9,259,893,288
Lease-Purchase Obligations	123	\$36,150,000

Source: Texas Bond Review Board

SALES TAX RATE IN FISCAL YEAR 2013
\$0.010000

PROPERTY TAX RATE IN CALENDAR YEAR 2012
\$0.638750
(PER \$100 VALUATION)

HOW HOUSTON COMPARES


Tax-Supported Debt Outstanding for Cities of Similar Size, as of August 31, 2013

City Name	Tax-Supported Debt Outstanding	Tax-Supported Debt Outstanding Per Capita	Population
HOUSTON	\$3,989,060,000	\$1,566	2,160,321
San Antonio	\$1,406,185,000	\$1,017	1,382,951
Dallas	\$1,691,244,734	\$1,363	1,241,162
Austin	\$1,255,049,984	\$1,490	842,592
Fort Worth	\$760,726,000	\$978	777,992
El Paso	\$892,660,000	\$1,327	672,538
Arlington	\$479,123,437	\$1,276	375,800
Corpus Christi	\$450,060,000	\$1,442	312,195
Plano	\$940,123,909	\$1,250	272,068
Lubbock	\$318,330,000	\$1,201	244,731

DEBT TRENDS

TAX-SUPPORTED DEBT PER CAPITA
CHANGED BY **+0.9%**
FROM 2003 TO 2012.

City of Houston Tax-Supported Debt Per Capita Outstanding at Fiscal Year End: 10-Year Trend



Sources: Texas Bond Review Board, U.S. Census Bureau, Bureau of Labor Statistics

Note: Some debt issued before 2002 may not be reflected. Figures debt in 2012 dollars, indexed by estimated population in the relevant year.

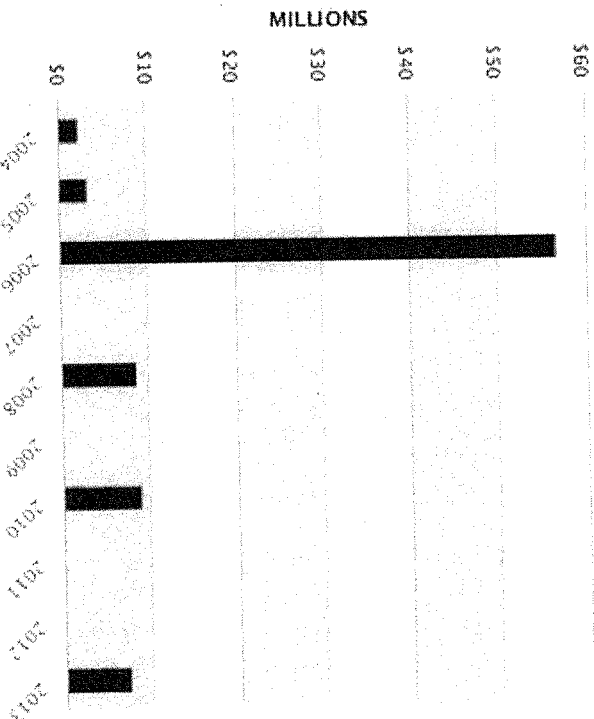
AUTHORIZED BUT UNISSUED TAX-SUPPORTED DEBT

After voters approve tax-supported debt for a local entity in an election, the entity applies to the Attorney General (OAG) to approve issuance before debt is issued. Typically, the entity does not apply for the OAG to approve the total debt package at once, but rather over time so that it can manage the projects and reduce interest expense. Authorized but unissued tax-supported debt totals are the remaining voter-approved tax-supported debt that the entity has not issued yet and may be issued in the future.

Election Year	Prop. Public Safety	Authorized	Issued	Unissued
11/2012	1	\$144,000,000	\$0	\$144,000,000
11/2012	2	\$166,000,000	\$0	\$166,000,000

CERTIFICATES OF OBLIGATION ISSUANCES [What's this?]

FISCAL YEARS 2004-2013




Source: Texas Bond Review Board

Note: Amounts are absolute and have not been adjusted for inflation or population growth. The Bond Review Board has reconciled Certificate of Obligation issuances from 2003 through 2013.




Susan Combs Texas Comptroller of Public Accounts

More to Explore:
www.TexasTransparency.org



Maps

Our maps allow you to view taxing entities, tax levies, local government debt and federal stimulus spending across the state. [More...](#)



Check Register and Other Search Tools

These features allow you to search our databases for detailed information on state revenues and spending, local sales tax revenues and local debt, public pension obligations and more. [More...](#)